

DUST MONITORING REPORT (JULY TO SEPTEMBER 2026)

CONCRUSH FACILITY, TERALBA NSW 2284

Prepared for CONCRUSH PTY LTD

Prepared by RCA AUSTRALIA

RCA ref 13589a-293/0

NOVEMBER 2026

RCA AUSTRALIA
GEOTECHNICAL • ENVIRONMENTAL



RCA AUSTRALIA
ABN 53 063 515 711

92 Hill Street, CARRINGTON NSW 2294

Telephone: +61 2 4902 9200

Email: administrator@rca.com.au
Internet: www.rca.com.au

This document is and shall remain the property of RCA Australia. The document may only be used for the purpose for which it was commissioned and in accordance with the Terms of Engagement for the commission supplied at the time of proposal. Unauthorised use of this document in any form whatsoever is prohibited.

DOCUMENT STATUS						
Rev No	Comment	Author	Reviewer	Approved for Issue (Project Manager)		
				Name	Signature	Date
/0	Final	D. Bucior	F Brooker	D. Bucior	D. Bucior	9.11.2026

DOCUMENT DISTRIBUTION				
Rev No	Copies	Format	Issued to	Date
/0	1	Electronic (email)	Concrush Pty Ltd – Ross Lo Monaco – ross@concrush.com.au	9.11.2026
/0	1	Electronic report	RCA – job archive	9.11.2026

Contents

1 INTRODUCTION 1

2 SITE IDENTIFICATION AND DESCRIPTION 2

3 MONITORING DETAILS 3

3.1 GUIDELINES 4

3.2 WEATHER 6

4 MONITORING RESULTS 6

4.1 DEPOSITIONAL DUST GAUGES 6

5 ASSESSMENT OF DUST MANAGEMENT EFFECTIVENESS 9

6 LIMITATIONS 11

REFERENCES 11

APPENDIX A

FIELD SHEETS

APPENDIX B

LABORATORY REPORT SHEETS

RCA ref 13589a-293/0

9 November 2026

Concrush Pty Ltd
21 Racecourse Road
Teralba NSW 2284

Attention: Ross Lo Monaco

RCA AUSTRALIA
GEOTECHNICAL • ENVIRONMENTAL

Geotechnical Engineering
Engineering Geology
Environmental Engineering
Hydrogeology
Construction Materials Testing
Environmental Monitoring
Noise & Vibration
Occupational Hygiene

DUST MONITORING REPORT (JULY TO SEPTEMBER 2025)
CONCRUSH FACILITY, TERALBA

1 INTRODUCTION

This report presents the findings of dust monitoring undertaken at the Concrush resource recovery facility, situated in Teralba, NSW that covers the period between 1st July 2026 and 30th September 2026.

The site was an operational facility over the entirety of the monitored area for the reporting period.

The monitoring undertaken has been detailed in an Operational Air Quality Management Plan (OAQMP, Ref [1]).

2 SITE IDENTIFICATION AND DESCRIPTION

The site is described as 21 Racecourse Road, Teralba and part Lot 2, DP 220347. Additional site details are shown in **Table 1** and the site extent is shown in **Figure 1** below.

Table 1 *Site Details*

Current zoning (Ref [2])	E5 – Heavy Industrial.
Current use	Concrush resource recovery facility.
Size of site	Approximately 4.8 ha.
Surrounding land use to the:	
North	Lot 1 DP220347. Industrial – storage yard for pre-cast concrete panels operated by others.
South	Part of Lot 2 DP220347. Industrial – scrap metal recycling yard operated by others.
East	Racecourse Road and then Cockle Creek.
West	Main Northern Rail line and then wetlands.
Nearest sensitive receptor (human health)	Residential housing, located approximately 360m southeast across Cockle Creek.
Nearest sensitive receptor (environmental)	Cockle Creek, located approximately 35 m east and wetland approximately 30 m west.



Figure 1 *Project Site Location and Layout (aerial as of 7 February 2025)*

3 MONITORING DETAILS

A total of five (5) monitoring locations are situated on site as shown in **Figure 2** below. At four (4) of these locations (DG1A-DG4A) there are dust depositional bottles situated on stands installed[1] in accordance with the relevant Australian Standard (Ref [3]). An additional dust gauge (DG5A) is situated on the southern portion of the roof of the office adjacent to the weigh station along with the real-time dust monitor.



Figure 2 *Approximate Placement of Dust Deposition Gauges and Real Time Monitor (aerial as of 25 May 2025).*

[1] It is noted that DG3A may be partially obscured by the nearby maintenance building depending on the wind direction and particle size.

3.1 GUIDELINES

The NSW EPA guidelines (Ref [4]) nominate the criteria for depositional dust as detailed in **Table 2** below.

Table 2 *Depositional Dust: Impact Assessment Criteria*

Average Period	Maximum increase in deposited dust level	Maximum total deposited dust level	Sampling Frequency
Annual	2.0 g/m^2 /month	4.0 g/m^2/month	Monthly

The NSW EPA guidelines (Ref [4]) nominate additional criteria:

- Particulate matter less than 2.5 micrometres in diameter (i.e., $PM_{2.5}$) daily average 0.025 mg/m^3, annual average 0.008 mg/m^3.
- Particulate matter less than 10 micrometres in diameter (i.e., PM_{10}) daily average 0.05 mg/m^3, annual average 0.025 mg/m^3.
- Total suspended particles (TSP) annual average 0.09 mg/m^3.

It is noted that there is no relevant Australian Standard for the methodology employed by the real time monitor, nor is the methodology included in the NSW EPA guidelines (Ref [5]); however, concentrations recorded by the real time monitor are considered appropriate for comparative purposes to trigger a review of dust control measures.

The Environmental Impact Statement for the expansion of the Concrush resource recovery facility to incorporate the southern portion of the site, refer **Figure 1**, included air quality monitoring and provided predicted values of $PM_{2.5}$ and PM_{10}. Extracts of the modelled contours are presented in **Figure 3** below noting that the contours are presented in μg/m^3.

Based on the modelled contours, the daily averages at the location of the real time dust monitor have been predicted as:

- $PM_{2.5}$ >0.01 mg/m^3.
- PM_{10} 0.045 mg/m^3.



Figure 3 *Predicted Daily $PM_{2.5}$ (A, top) and PM_{10} (B, bottom) impacts with location of real time dust monitor marked with blue dot. All numbers are in units of $\mu g/m^3$.*

3.2 WEATHER

The real time dust monitor records data with regards to wind direction and speed, air temperature, relative humidity, and air pressure every five (5) minutes. The monitor provides data with regards to wind direction and speed, air temperature, relative humidity, and air pressure.

The monitoring was away from site for calibration and repair for the majority of the monitoring period. At the time of writing this report no data was available.

4 MONITORING RESULTS

4.1 DEPOSITIONAL DUST GAUGES

Dust gauges are collected each month by RCA Australia personnel, ensuring an exposure period of 30 ± 2 days, as recommended in the relevant Australian Standard (Ref [1]). Laboratory analysis is undertaken by Envirolab Services Pty Ltd who are NATA accredited for insoluble solids, combustible matter and ash. Results are reported as weights (to three (3) decimal places) and converted by RCA to monthly results by the following formula:

$$\text{Total Solids (g/m}^2\text{/month)} = \frac{\text{Total solids (g)} \times 10^6 \times 4 \times F}{(\pi \times D^2 \times t)}$$

Where:

F = factor to express results to a 30-day month (30)

D = diameter of funnel (150mm)

t = sampling period in days

It is noted that RCA were provided with data additional to that included within the NATA accredited report to undertake the calculations; the data within the laboratory report has been rounded and gives rise to the perceptions of discrepancies which are not present in the raw data.

Depositional dust bottles were collected by RCA staff on 27th July, 26th August, and 25th September 2026. All gauges and funnels were intact and unbroken. The field sheets are included as **Appendix A**.

The results of the monitoring at each of the locations for this quarter and the twelve (12) month rolling average at the end of the quarter are presented below in **Table** .

All results were either less than the previous month or increased by less that the NSW EPA criterion of 2.0 g/m^2/month except for DG4A between August and September 2026 (refer to **Table**).

The 12-month rolling annual average for all five (5) dust gauges are below the annual criterion of 4.0 g/m^2 (Ref [4]) as shown in **Table** .

Laboratory report sheets are included in **Appendix B**.

Table 3 *Dust Monitoring Results for Quarter*

	Insoluble Solids (g/m^2)			Ash (g/m^2)			Combustible Matter (g/m^2)			12-Month Rolling Average Insoluble Solids (g/m^2)
	25/06/26 – 27/07/26	27/07/26 – 26/08/26	26/08/26 – 25/09/26	25/06/26 – 27/07/26	27/07/26 – 26/08/26	26/08/26 – 25/09/26	25/06/26 – 27/07/26	27/07/26 – 26/08/26	26/08/26 – 25/09/26	
DG1A (east)	1.5	1.3	1.0	1.1	0.8	0.6	0.4	0.5	0.4	2.4
DG2A (south)	1.3	2.4	2.1	0.9	1.8	1.6	0.4	0.6	0.5	2.6
DG3A (west)	1.2	1.5	2.5	0.5	0.8	1.6	0.7	0.7	0.9	3.8
DG4A (north)	2.2	2.6	4.9	1.7	1.9	3.8	0.4	0.8	1.1	3.3
DG5A (roof)	1.1	1.8	3.5	0.8	1.3	2.7	0.4	0.5	0.9	2.8

BOLD identifies where results are in excess of annual average criterion of 4.0 g/m^2/month (Ref [4]) which does not apply to individual monthly results.

Underline identifies where results are greater than the criterion of 2.0 g/m^2/month (Ref [4]) for increase from the previous month.

The majority of detected insoluble solids are related to 'ash' which comprises non-combustible matter and would include the types of particles that may originate from the Concrush site however would also be present in dust from other sources. Some coal dust originating from adjacent sites may also remain in the 'ash' component of the sample. The monthly insoluble solids and ash results are shown for the previous twelve (12) months in

Figure and **Figure** below.

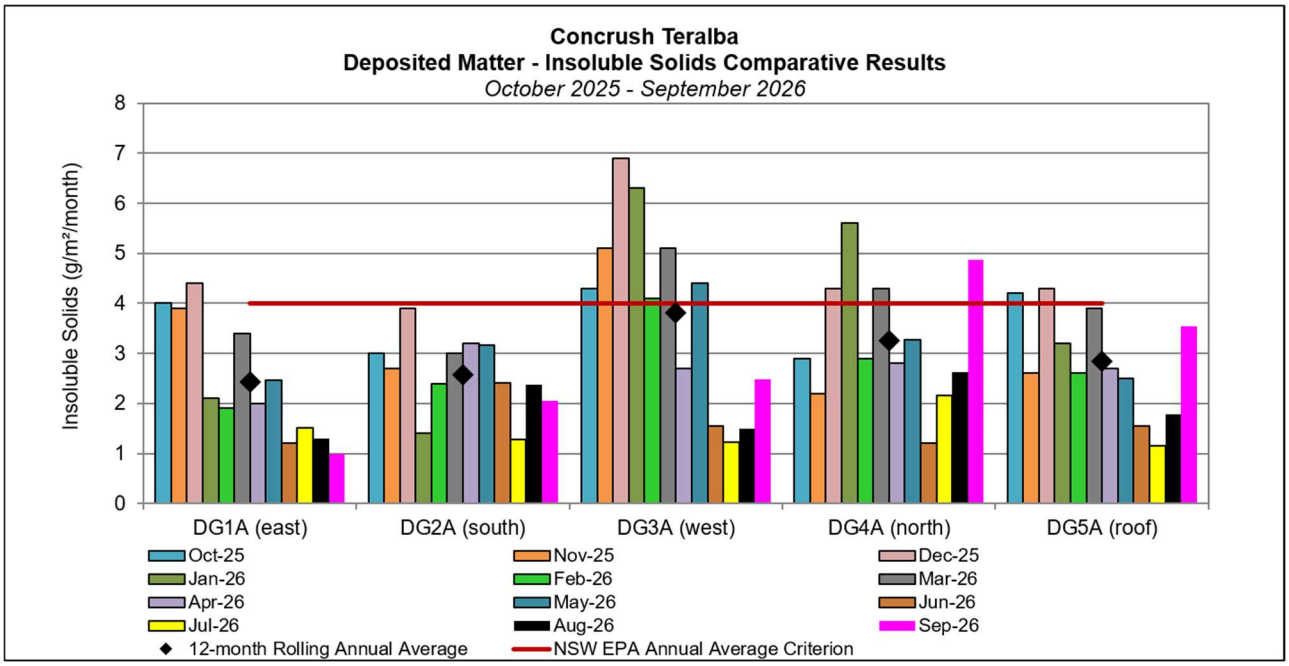

Figure 4 *Dust Monitoring Results (Insoluble Solids) for the Past 12 Months*

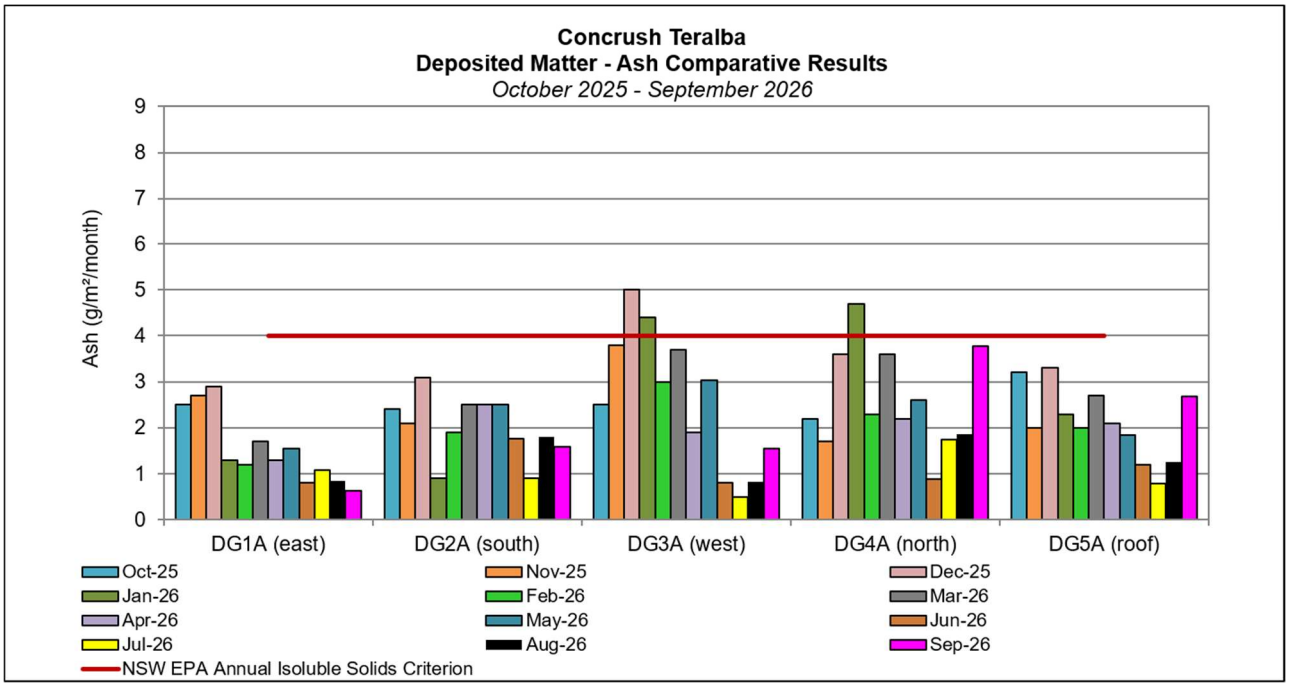

Figure 5 *Dust Monitoring Results (Ash) for the Past 12 Months*

5 ASSESSMENT OF DUST MANAGEMENT EFFECTIVENESS

The quarterly monitoring data reflects the effectiveness of site dust controls. It is noted that the OAQMP (Ref [1]) has been implemented since the works on the expansion component has been completed.

RCA's observations on the sampling days (27th July, 26th August, and 25th September 2026) regarding site activities that are associated with dust generation, and suppression were:

- Excavators and crusher were operating at the time of all site inspections.
- Sprinklers and water truck were in operation however not on all stockpiles and not all site inspections.
- Customers' vehicles were observed during all the site inspections.
- RCA observed at least localised dust during the September 2026 inspection.
- RCA observed minimal dust during the time of the August site inspection due to wet ground conditions.

RCA's photographs during the time of fieldwork are shown in **Figure** below.

	
Excavators in operation, looking south 27th July 2026.	**Machinery in operation, looking west 27th July 2026.**
	
Excavators in operation, looking south 26th August 2026.	**Machinery in operation, looking west, 26th August 2026.**
	
Machinery in operation, looking south 25th September 2026	**Machinery in operation, looking west 25th September 2026**

Figure 6 *Site Photographs during Sampling and Inspections*

RCA recommends that dust suppression measures should be carried out whenever rain is not actively falling, particularly during warm or windy weather such that evaporation effects are minimised, and that the extent of coverage from the sprinklers is monitored with adjustment of the sprinkler position / flow rate as necessary to maintain a damp stockpile surface. RCA would also recommend regular use of the street-sweeper on the surface of the weighbridges and water application on the trafficable areas.

6 LIMITATIONS

This report has been prepared for Concrush Pty Ltd in accordance with an agreement with RCA Australia (RCA). The services performed by RCA have been conducted in a manner consistent with that generally exercised by members of its profession and consulting practice.

This report has been prepared for the sole use of Concrush Pty Ltd. The report may not contain sufficient information for purposes of other uses or for parties other than Concrush Pty Ltd. This report shall only be presented in full and may not be used to support objectives other than those stated in the report without written permission from RCA Australia.

Yours faithfully

RCA AUSTRALIA



Damien Bucior
Environmental Scientist
B Science

REFERENCES

[1] RCA Australia, *Operational Air Quality Management Plan (OAQMP) for Expansion of the Concrush Resource Recovery Facility*, RCA ref 13589-802 V4, May 2026.

[2] Lake Macquarie City Council, *Local Environmental Plan 2014, under the Environmental Planning and Assessment Act 1979*, published 2014.

[3] AS/NZS 3580.1.1:2016 *Methods for sampling and analysis of ambient air: Guide to siting air monitoring equipment*, May 2016.

[4] NSW EPA, *Approved Methods for the Modelling and Assessment of Air Pollutants in NSW*, August 2022.

[5] NSW EPA, *Approved Methods for the Sampling and Analysis of Air Pollutants in NSW*, January 2022.

Appendix A

Field Sheets

RCA AUSTRALIA
GEOTECHNICAL • ENVIRONMENTAL

STATIC DUST GAUGES – FIELD SHEET

Client: Concrush
Location: 21 Racecourse Road, Teralba
Date On: 25/06/2026
Date Off: 27/07/2026

Job Number: 13589a
Month/Year: 7/2026
Personnel: DB
Field Sheet: Page 1 of 1

Field ID (Job No + Gauge No.)	Lab ID (To be entered by Lab Technician on receipt of samples)	Time Serviced	Funnel Number (if replaced)	Approx. Volume	Notes	Comments
						Eg. Colour, contamination, bird droppings, insects etc
DG1A		12.05pm		20%	I	clear water
DG2A		11.55am		20%	T	clear water
DG3A		10.00am		30%	T	clear slight yellow tinge
DG4A		9.25am		20%	T	clear water
DG5A		9.15am		20%	T	clear water
						Photographs taken of dust gauge inlet & bottle contents (Y/N)

OBSERVATIONS OF DUST GENERATING ACTIVITIES & SUPPRESSION MEASURES

Dust cart on site (Y/N). Dust cart in operation (Y/N)
Sprinklers on all stockpiles (Y/N). Sprinklers in operation (Y/N)
Equipment in operation? Yes
Customer activity? Yes
Dust observed? No Photographs taken (Y/N).

Notes:

A = Animals (frogs, lizards, snakes)
O = Organic Matter (specify)
B = Bird Droppings
F = Feathers
G = Grass (and seeds)
N = No foreign mater
T = Tree Litter (twigs, leaves, gum nuts)
I = Insects (and spiders)
MF = Invalid sample: Missing funnel
FB = Invalid sample: Broken funnel
EB = Invalid sample: Excess bird droppings
RN = Invalid sample: Refer to notes below

RCA AUSTRALIA
GEOTECHNICAL • ENVIRONMENTAL

STATIC DUST GAUGES – FIELD SHEET

Client: Concrush
Location: 21 Racecourse Road, Teralba
Date On: 27/07/2026
Date Off: 26/08/2026

Job Number: 13589a
Month/Year: /8/2026
Personnel: DB
Field Sheet: Page 1 of 1

Field ID (Job No + Gauge No.)	Lab ID (To be entered by Lab Technician on receipt of samples)	Time Serviced	Funnel Number (if replaced)	Approx. Volume	Notes	Comments
						Eg. Colour, contamination, bird droppings, insects etc
DG1A		12.45		100	I,T	clear water
DG2A		12.15		10%	I,T	clear water
DG3A		10.20		10%	T	"
DG4A		9.15		10%	I,T	"
DG5A		9.05		10%	T	"
						Photographs taken of dust gauge inlet & bottle contents (Y/N)

OBSERVATIONS OF DUST GENERATING ACTIVITIES & SUPPRESSION MEASURES

Dust cart on site (Y/N). Dust cart in operation (Y/N)
Sprinklers on all stockpiles (Y/N). Sprinklers in operation (Y/N)
Equipment in operation? Yes
Customer activity? Yes
Dust observed? No. Wet (rained many days) Photographs taken (Y/N).

Notes:

A = Animals (frogs, lizards, snakes)
O = Organic Matter (specify)
B = Bird Droppings
F = Feathers
G = Grass (and seeds)
N = No foreign mater
T = Tree Litter (twigs, leaves, gum nuts)
I = Insects (and spiders)
MF = Invalid sample: Missing funnel
FB = Invalid sample: Broken funnel
EB = Invalid sample: Excess bird droppings
RN = Invalid sample: Refer to notes below

RCA AUSTRALIA
GEOTECHNICAL • ENVIRONMENTAL

STATIC DUST GAUGES – FIELD SHEET

Client: Concrush
Location: 21 Racecourse Road, Teralba
Date On: 26/08/2026
Date Off: 25/09/2026

Job Number: 13589a
Month/Year: 9/2026
Personnel: DB
Field Sheet: Page 1 of 1

Field ID (Job No + Gauge No.)	Lab ID (To be entered by Lab Technician on receipt of samples)	Time Serviced	Funnel Number (if replaced)	Approx. Volume	Notes	Comments
						Eg. Colour, contamination, bird droppings, insects etc
DG1A		1.50		10%	T	clear water
DG2A		1.35		10%	T	clear water
DG3A		1.30		10%	T	clear water slight sediment
DG4A		1.22		10%	I,T	clear water with sediment on bottom
DG5A		1.15		10%	I,T	clear
						Photographs taken of dust gauge inlet & bottle contents (Y/N)

OBSERVATIONS OF DUST GENERATING ACTIVITIES & SUPPRESSION MEASURES

Dust cart on site (Y/N). Dust cart in operation (Y/N)
Sprinklers on all stockpiles (Y/N). Sprinklers in operation (Y/N)
Equipment in operation? yes
Customer activity? yes
Dust observed? yes – minor near stockpile ..... Photographs taken (Y/N).

Notes:

A = Animals (frogs, lizards, snakes)
O = Organic Matter (specify)
B = Bird Droppings
F = Feathers
G = Grass (and seeds)
N = No foreign mater
T = Tree Litter (twigs, leaves, gum nuts)
I = Insects (and spiders)
MF = Invalid sample: Missing funnel
FB = Invalid sample: Broken funnel
EB = Invalid sample: Excess bird droppings
RN = Invalid sample: Refer to notes below

Appendix B

Laboratory Report Sheets

Envirolab Services Pty Ltd
ABN 37 112 535 645
12 Ashley St Chatswood NSW 2067
ph 02 9910 6200 fax 02 9910 6201
customerservice@envirolab.com.au
www.envirolab.com.au

CERTIFICATE OF ANALYSIS 414192

Client Details

Client	RCA Australia
Attention	Newcastle Envirolab
Address	PO Box 175, Carrington, NSW, 2294

Sample Details

Your Reference	**13589a Dust Gauges**
Number of Samples	Dust Deposition Gauge
Date samples received	27/07/2026
Date completed instructions received	27/07/2026

Analysis Details

Please refer to the following pages for results, methodology summary and quality control data.

Samples were analysed as received from the client unless as indicated below in the method summaries. Results relate specifically to the samples as received.

Results are reported on a dry weight basis for solids and on an as received basis for other matrices.

Report Details

Date results requested by	03/08/2026
Date of Issue	03/08/2026

NATA Accreditation Number 2901. This document shall not be reproduced except in full.

Accredited for compliance with ISO/IEC 17025 - Testing. **Tests not covered by NATA are denoted with ***

Results Approved By
Neena Tewari, Senior Chemist

Authorised By
Nancy Zhang, Laboratory Manager

Dust Deposition AS 3580.10.1						
Our Reference		414192-1	414192-2	414192-3	414192-4	414192-5
Your Reference	UNITS	DG1A	DG2A	DG3A	DG4A	DG5A
Date Sampled		27/07/2026	27/07/2026	27/07/2026	27/07/2026	27/07/2026
Type of sample		Dust Deposition Gauge	Dust Deposition Gauge	Dust Deposition Gauge	Dust Deposition Gauge	Dust Deposition Gauge
Sampler Name		Damien	Damien	Damien	Damien	Damien
Sampling Period Dates		25/06/2026 - 27/07/2026	25/06/2026 - 27/07/2026	25/06/2026 - 27/07/2026	25/06/2026 - 27/07/2026	25/06/2026 - 27/07/2026
Notes	-	IT	I	IT	I	IT
Date prepared	-	28/07/2026	28/07/2026	28/07/2026	28/07/2026	28/07/2026
Date analysed	-	28/07/2026	28/07/2026	28/07/2026	28/07/2026	28/07/2026
Insoluble Solids	g	0.028	0.024	0.023	0.041	0.022
Ash	g	0.020	0.02	0.01	0.033	0.01
Combustible Matter	g	0.008	0.007	0.01	0.008	0.007

Method ID	Methodology Summary
Ext-073-Q	Analysis only of Dust Deposition by AS/NZS 3580.10.1 and in-house method INORG-050, analysed by Envirolab Newcastle - NATA Site No. 18077.

QUALITY CONTROL: Dust Deposition AS 3580.10.1						Duplicate			Spike Recovery %	
Test Description	Units	PQL	Method	Blank	#	Base	Dup.	RPD	[NT]	[NT]
Date prepared	-			28/07/2026	[NT]	[NT]	[NT]	[NT]	[NT]	[NT]
Date analysed	-			28/07/2026	[NT]	[NT]	[NT]	[NT]	[NT]	[NT]
Insoluble Solids	g	0.002	Ext-073-Q	<0.002	[NT]	[NT]	[NT]	[NT]	[NT]	[NT]
Ash	g	0.002	Ext-073-Q	<0.002	[NT]	[NT]	[NT]	[NT]	[NT]	[NT]
Combustible Matter	g	0.002	Ext-073-Q	<0.002	[NT]	[NT]	[NT]	[NT]	[NT]	[NT]

Result Definitions

NT	Not tested
NA	Test not required
INS	Insufficient sample for this test
PQL	Practical Quantitation Limit
<	Less than
>	Greater than
RPD	Relative Percent Difference
LCS	Laboratory Control Sample
NS	Not specified
NEPM	National Environmental Protection Measure
NR	Not Reported

Quality Control Definitions

Blank	This is the component of the analytical signal which is not derived from the sample but from reagents, glassware etc, can be determined by processing solvents and reagents in exactly the same manner as for samples.
Duplicate	This is the complete duplicate analysis of a sample from the process batch. If possible, the sample selected should be one where the analyte concentration is easily measurable.
Matrix Spike	A portion of the sample is spiked with a known concentration of target analyte. The purpose of the matrix spike is to monitor the performance of the analytical method used and to determine whether matrix interferences exist.
LCS (Laboratory Control Sample)	This comprises either a standard reference material or a control matrix (such as a blank sand or water) fortified with analytes representative of the analyte class. It is simply a check sample.
Surrogate Spike	Surrogates are known additions to each sample, blank, matrix spike and LCS in a batch, of compounds which are similar to the analyte of interest, however are not expected to be found in real samples.

Laboratory Acceptance Criteria

Duplicate sample and matrix spike recoveries may not be reported on smaller jobs, however, were analysed at a frequency to meet or exceed NEPM requirements. All samples are tested in batches of 20. The duplicate sample RPD and matrix spike recoveries for the batch were within the laboratory acceptance criteria.

Filters, swabs, wipes, tubes and badges will not have duplicate data as the whole sample is generally extracted during sample extraction.

Spikes for Physical and Aggregate Tests are not applicable.

For VOCs in water samples, three vials are required for duplicate or spike analysis.

Duplicates: >10xPQL - RPD acceptance criteria will vary depending on the analytes and the analytical techniques but is typically in the range 20%-50% – see ELN-P05 QA/QC tables for details; <10xPQL - RPD are higher as the results approach PQL and the estimated measurement uncertainty will statistically increase.

Air volumes are typically provided by customers (often as flow rate(s) and sampling time(s) and/or simply volumes) sampled or exposure times (determines 'volume' passive badges are exposed to)). Hence in such circumstances the volume measurement is inevitably not covered by Envirolab's NATA accreditation. An exception may occur where Envirolab Newcastle does the sampling where accreditation exists for certain types of sampling and hence volume determination(s). Note air volumes are often used to determine concentrations for dust and/or analyses on filters, sorbents and in impingers. For canister sampling, the air volume is covered by Envirolab's NATA accreditation.

Matrix Spikes, LCS and Surrogate recoveries: Generally 70-130% for inorganics/metals (not SPOCAS); 60-140% for organics/SPOCAS (+/-50% surrogates) and 10-140% for labile SVOCs (including labile surrogates), ultra trace organics and speciated phenols is acceptable.

In circumstances where no duplicate and/or sample spike has been reported at 1 in 10 and/or 1 in 20 samples respectively, the sample volume submitted was insufficient in order to satisfy laboratory QA/QC protocols.

When samples are received where certain analytes are outside of recommended technical holding times (THTs), the analysis has proceeded. Where analytes are on the verge of breaching THTs, every effort will be made to analyse within the THT or as soon as practicable.

Where sampling dates are not provided, Envirolab are not in a position to comment on the validity of the analysis where recommended technical holding times may have been breached.

Measurement Uncertainty estimates can be downloaded from the Envirolab Resources website or obtained directly by contacting the laboratory.

Analysis of aqueous samples typically involves the extraction/digestion and/or analysis of the liquid phase only (i.e. NOT any settled sediment phase but inclusive of suspended particles if present), unless stipulated on the Envirolab COC and/or by correspondence. Notable exceptions include certain Physical Tests (pH/EC/BOD/COD/Apparent Colour etc.), Solids testing, total recoverable metals and PFAS where solids are included by default.

For Dust Deposit Gauge (DDG) analysis the sampling, sampling period and funnel exposure area do not fall under Envirolab's NATA accreditation (unless the Newcastle laboratory where responsible for the sampling), hence the annotation on the DDG units of reporting.

Urine Analysis - The BEI values listed are taken from the 2022 edition of "TLVs and BEIs Threshold Limits" by ACGIH.

CHAIN OF CUSTODY - Client

ENVIROLAB GROUP

Company:	RCA Australia		
Contact person:	Fiona Brooker		
Project Mgr:	Fiona Brooker		
Sampler:	Damien		
Address:	92 Hill St Carrington, NSW 2294		
Phone:	02 4902 9200	Mob:	0404371451
Email results to:	administrator@rca.com.au + enviro@rca.com.au		
Email invoice to:			

RCA Reference Number (i.e. report title)	13589a
PO No. (if applicable):	Not applicable
Envirolab Quote No. :	BM8
Date results required:	Standard
Lab comments:	

ENVIROLAB GROUP

Sydney Lab - Envirolab Services
12 Ashley St, Chatswood, NSW 2067
02 9910 6200 sydney@envirolab.com.au

Sample information					Tests Required											Comments
Envirolab Sample ID	Client Sample ID	Date sampled	Type of sample	# Containers	E27970 - Dust Deposition gauges - 3 fractions (Si, Sc, Sa)											Provide as much information about the sample as you can
	DG1A	27/07/2026	Dust Gauge	1	x											Exposure Period
	DG2A	27/07/2026	Dust Gauge	1	x											25/06/2026
	DG3A	27/07/2026	Dust Gauge	1	x											to
	DG4A	27/07/2026	Dust Gauge	1	x											27/07/2026
	DG5A	27/07/2026	Dust Gauge	1	x											
			Total	5	5											

Relinquished by (company):	RCA Australia	Received by (company):	Envirolab
Print Name:	Damien	Print Name:	Thomas Lacnik
Date & Time:	27/7/26	Date & Time:	27.7.26 2:32pm
Signature:		Signature:	

Lab use only:

Job Number	414192	Cooling:	Ice / Ice Pack / None
Temperature	19.1°C	Security Seal:	Intact / Broken / Not Used
TAT Req:	SAME DAY / 1 / 2 / 3 / 4 / STD		

Envirolab Services Pty Ltd
ABN 37 112 535 645
12 Ashley St Chatswood NSW 2067
ph 02 9910 6200 fax 02 9910 6201
customerservice@envirolab.com.au
www.envirolab.com.au

SAMPLE RECEIPT ADVICE

Client Details

Client	RCA Australia
Attention	Client

Sample Login Details

Your reference	13589a Dust Gauges
Envirolab Reference	414192
Date Sample Received	27/07/2026
Date Instructions Received	27/07/2026
Date Results Expected to be Reported	03/08/2026

Sample Condition

Samples received in appropriate condition for analysis	Yes
No. of Samples Provided	Dust Deposition Gauge
Turnaround Time Requested	Standard
Temperature on Receipt (°C)	19.1
Cooling Method	None
Sampling Date Provided	YES

Comments

Nil

Please direct any queries to:

Aileen Hie	Jacinta Hurst
Phone: 02 9910 6200	**Phone: 02 9910 6200**
Fax: 02 9910 6201	**Fax: 02 9910 6201**
Email: ahie@envirolab.com.au	**Email: jhurst@envirolab.com.au**

Analysis Underway, details on the following page:

Envirolab Services Pty Ltd
ABN 37 112 535 645
12 Ashley St Chatswood NSW 2067
ph 02 9910 6200 fax 02 9910 6201
customerservice@envirolab.com.au
www.envirolab.com.au

Sample ID	Dust Deposition AS 3580.10.1
DG1A	✓
DG2A	✓
DG3A	✓
DG4A	✓
DG5A	✓

The '✓' indicates the testing you have requested. **THIS IS NOT A REPORT OF THE RESULTS.**

Additional Info

Sample storage - Waters are routinely disposed of approximately 1 month and soils approximately 2 months from receipt.

Requests for longer term sample storage must be received in writing.

Please contact the laboratory immediately if observed settled sediment present in water samples is to be included in the extraction and/or analysis (exceptions include certain Physical Tests (pH/EC/BOD/COD/Apparent Colour etc.), Solids testing, Total Recoverable metals and PFAS analysis where solids are included by default.

TAT for Micro is dependent on incubation. This varies from 3 to 6 days.

We acknowledge receipt of your samples and Purchase Order (PO) (if provided). If a PO includes your terms & conditions, Envirolab hereby expressly rejects and will not be bound by any external or third-party terms and conditions, including those referenced or attached to a PO.

All services to be performed by Envirolab will be governed exclusively by Envirolab's General Terms and Conditions attached to this acknowledgement (Envirolab Terms) via hyperlink or found on our websites.

If you do not object in writing within two (2) business days of the date of this acknowledgement, you will be deemed to have accepted the Envirolab Terms. In addition, your provision of further instructions, additional samples, payment of any invoice, or acceptance of services or results from Envirolab will constitute acceptance of the Envirolab Terms. For clarity, Envirolab's commencement or continuation of work following receipt of the PO is performed solely under the Envirolab Terms and does not constitute acceptance of any external terms. All rights are expressly reserved.

Envirolab Services Pty Ltd
ABN 37 112 535 645
12 Ashley St Chatswood NSW 2067
ph 02 9910 6200 fax 02 9910 6201
customerservice@envirolab.com.au
www.envirolab.com.au

CERTIFICATE OF ANALYSIS 416567

Client Details

Client	RCA Australia
Attention	CLIENT
Address	PO Box 175, Carrington, NSW, 2294

Sample Details

Your Reference	**13589A DUST ANALYSIS**
Number of Samples	DUST GAUGE
Date samples received	26/08/2026
Date completed instructions received	26/08/2026

Analysis Details

Please refer to the following pages for results, methodology summary and quality control data.

Samples were analysed as received from the client unless as indicated below in the method summaries. Results relate specifically to the samples as received.

Results are reported on a dry weight basis for solids and on an as received basis for other matrices.

Report Details

Date results requested by	02/09/2026
Date of Issue	02/09/2026

NATA Accreditation Number 2901. This document shall not be reproduced except in full.

Accredited for compliance with ISO/IEC 17025 - Testing. **Tests not covered by NATA are denoted with ***

Results Approved By
Neena Tewari, Senior Chemist

Authorised By
Nancy Zhang, Laboratory Manager

Dust Deposition AS 3580.10.1						
Our Reference		416567-1	416567-2	416567-3	416567-4	416567-5
Your Reference	UNITS	DG1A	DG2A	DG3A	DG4A	DG5A
Date Sampled		26/08/2026	26/08/2026	26/08/2026	26/08/2026	26/08/2026
Sampler Name		DM	DM	DM	DM	DM
Type of sample		DUST GAUGE	DUST GAUGE	DUST GAUGE	DUST GAUGE	DUST GAUGE
Sampling Period Dates		27/7/26-26/8/26	27/7/26-26/8/26	27/7/26-26/8/26	27/7/26-26/8/26	27/7/26-26/8/26
Notes	-	I	I	IT	I	I
Date prepared	-	31/08/2026	31/08/2026	31/08/2026	31/08/2026	31/08/2026
Date analysed	-	31/08/2026	31/08/2026	31/08/2026	31/08/2026	31/08/2026
Insoluble Solids	g	0.023	0.042	0.026	0.046	0.031
Ash	g	0.02	0.032	0.02	0.033	0.022
Combustible Matter	g	0.008	0.01	0.01	0.01	0.009

Method ID	Methodology Summary
Ext-073-Q	Analysis only of Dust Deposition by AS/NZS 3580.10.1 and in-house method INORG-050, analysed by Envirolab Newcastle - NATA Site No. 18077.

Result Definitions

NT	Not tested
NA	Test not required
INS	Insufficient sample for this test
PQL	Practical Quantitation Limit
<	Less than
>	Greater than
RPD	Relative Percent Difference
LCS	Laboratory Control Sample
NS	Not specified
NEPM	National Environmental Protection Measure
NR	Not Reported

Quality Control Definitions

Blank	This is the component of the analytical signal which is not derived from the sample but from reagents, glassware etc, can be determined by processing solvents and reagents in exactly the same manner as for samples.
Duplicate	This is the complete duplicate analysis of a sample from the process batch. If possible, the sample selected should be one where the analyte concentration is easily measurable.
Matrix Spike	A portion of the sample is spiked with a known concentration of target analyte. The purpose of the matrix spike is to monitor the performance of the analytical method used and to determine whether matrix interferences exist.
LCS (Laboratory Control Sample)	This comprises either a standard reference material or a control matrix (such as a blank sand or water) fortified with analytes representative of the analyte class. It is simply a check sample.
Surrogate Spike	Surrogates are known additions to each sample, blank, matrix spike and LCS in a batch, of compounds which are similar to the analyte of interest, however are not expected to be found in real samples.

Laboratory Acceptance Criteria

Duplicate sample and matrix spike recoveries may not be reported on smaller jobs, however, were analysed at a frequency to meet or exceed NEPM requirements. All samples are tested in batches of 20. The duplicate sample RPD and matrix spike recoveries for the batch were within the laboratory acceptance criteria.

Filters, swabs, wipes, tubes and badges will not have duplicate data as the whole sample is generally extracted during sample extraction.

Spikes for Physical and Aggregate Tests are not applicable.

For VOCs in water samples, three vials are required for duplicate or spike analysis.

Duplicates: >10xPQL - RPD acceptance criteria will vary depending on the analytes and the analytical techniques but is typically in the range 20%-50% – see ELN-P05 QA/QC tables for details; <10xPQL - RPD are higher as the results approach PQL and the estimated measurement uncertainty will statistically increase.

Air volumes are typically provided by customers (often as flow rate(s) and sampling time(s) and/or simply volumes) sampled or exposure times (determines 'volume' passive badges are exposed to)). Hence in such circumstances the volume measurement is inevitably not covered by Envirolab's NATA accreditation. An exception may occur where Envirolab Newcastle does the sampling where accreditation exists for certain types of sampling and hence volume determination(s). Note air volumes are often used to determine concentrations for dust and/or analyses on filters, sorbents and in impingers. For canister sampling, the air volume is covered by Envirolab's NATA accreditation.

Matrix Spikes, LCS and Surrogate recoveries: Generally 70-130% for inorganics/metals (not SPOCAS); 60-140% for organics/SPOCAS (+/-50% surrogates) and 10-140% for labile SVOCs (including labile surrogates), ultra trace organics and speciated phenols is acceptable.

In circumstances where no duplicate and/or sample spike has been reported at 1 in 10 and/or 1 in 20 samples respectively, the sample volume submitted was insufficient in order to satisfy laboratory QA/QC protocols.

When samples are received where certain analytes are outside of recommended technical holding times (THTs), the analysis has proceeded. Where analytes are on the verge of breaching THTs, every effort will be made to analyse within the THT or as soon as practicable.

Where sampling dates are not provided, Envirolab are not in a position to comment on the validity of the analysis where recommended technical holding times may have been breached.

Measurement Uncertainty estimates can be downloaded from the Envirolab Resources website or obtained directly by contacting the laboratory.

Analysis of aqueous samples typically involves the extraction/digestion and/or analysis of the liquid phase only (i.e. NOT any settled sediment phase but inclusive of suspended particles if present), unless stipulated on the Envirolab COC and/or by correspondence. Notable exceptions include certain Physical Tests (pH/EC/BOD/COD/Apparent Colour etc.), Solids testing, total recoverable metals and PFAS where solids are included by default.

For Dust Deposit Gauge (DDG) analysis the sampling, sampling period and funnel exposure area do not fall under Envirolab's NATA accreditation (unless the Newcastle laboratory where responsible for the sampling), hence the annotation on the DDG units of reporting.

Urine Analysis - The BEI values listed are taken from the 2022 edition of "TLVs and BEIs Threshold Limits" by ACGIH.

CHAIN OF CUSTODY - Client

ENVIROLAB GROUP

Company:	**RCA Australia**	**RCA Reference Number (i.e. report title)**	
Contact person:	**Fiona Brooker**	**13589a**	
Project Mgr:	**Fiona Brooker**	**PO No. (if applicable):**	Not applicable
Sampler:	**Damien**	**Envirolab Quote No. :**	BM8
Address:	**92 Hill St Carrington, NSW 2294**	**Date results required:**	Standard
Phone:	**02 4902 9200** **Mob:** **0404371451**		
Email results to:	administrator@rca.com.au + enviro@rca.com.au	**Lab comments:**	
Email invoice to:			

ENVIROLAB GROUP

Sydney Lab - Envirolab Services
12 Ashley St, Chatswood, NSW 2067
02 9910 6200 sydney@envirolab.com.au

Sample information					Tests Required											Comments
Envirolab Sample ID	**Client Sample ID**	**Date sampled**	**Type of sample**	**# Containers**	E27970 - Dust Deposition gauges - 3 fractions (Si, Sc, Sa)											**Provide as much information about the sample as you can**
	DG1A	26/08/2026	Dust Gauge	1	x											Exposure Period
	DG2A	26/08/2026	Dust Gauge	1	x											27/07/2026
	DG3A	26/08/2026	Dust Gauge	1	x											to
	DG4A	26/08/2026	Dust Gauge	1	x											26/08/2026
	DG5A	26/08/2026	Dust Gauge	1	x											
			Total	5	5											

Relinquished by (company):	**RCA Australia**	**Received by (company):**	Envirolab	*Lab use only:*	
Print Name:	Damien	**Print Name:**	Santhosh Jeppu	**Job Number** 416567	**Cooling:** Ice / Ice Pack / None
Date & Time:	26/8/26	**Date & Time:**	26/8/26 15:10	**Temperature** 19.8	**Security Seal:** Intact / Broken / Not Used
Signature:	D. Bhm	**Signature:**		**TAT Req:** SAME DAY / 1 / 2 / 3 / 4 / STD	

Envirolab Services Pty Ltd
ABN 37 112 535 645
12 Ashley St Chatswood NSW 2067
ph 02 9910 6200 fax 02 9910 6201
customerservice@envirolab.com.au
www.envirolab.com.au

SAMPLE RECEIPT ADVICE

Client Details

Client	RCA Australia
Attention	CLIENT

Sample Login Details

Your reference	13589A DUST ANALYSIS
Envirolab Reference	416567
Date Sample Received	26/08/2026
Date Instructions Received	26/08/2026
Date Results Expected to be Reported	02/09/2026

Sample Condition

Samples received in appropriate condition for analysis	Yes
No. of Samples Provided	DUST GAUGE
Turnaround Time Requested	Standard
Temperature on Receipt (°C)	19.8
Cooling Method	None
Sampling Date Provided	YES

Comments

Nil

Please direct any queries to:

Aileen Hie	Jacinta Hurst
Phone: 02 9910 6200	**Phone: 02 9910 6200**
Fax: 02 9910 6201	**Fax: 02 9910 6201**
Email: ahie@envirolab.com.au	**Email: jhurst@envirolab.com.au**

Analysis Underway, details on the following page:

Envirolab Services Pty Ltd
ABN 37 112 535 645
12 Ashley St Chatswood NSW 2067
ph 02 9910 6200 fax 02 9910 6201
customerservice@envirolab.com.au
www.envirolab.com.au

Sample ID	Dust Deposition AS 3580.10.1
DG1A	✓
DG2A	✓
DG3A	✓
DG4A	✓
DG5A	✓

The '✓' indicates the testing you have requested. **THIS IS NOT A REPORT OF THE RESULTS.**

Additional Info

Sample storage - Waters are routinely disposed of approximately 1 month and soils approximately 2 months from receipt.

Requests for longer term sample storage must be received in writing.

Please contact the laboratory immediately if observed settled sediment present in water samples is to be included in the extraction and/or analysis (exceptions include certain Physical Tests (pH/EC/BOD/COD/Apparent Colour etc.), Solids testing, Total Recoverable metals and PFAS analysis where solids are included by default.

TAT for Micro is dependent on incubation. This varies from 3 to 6 days.

We acknowledge receipt of your samples and Purchase Order (PO) (if provided). If a PO includes your terms & conditions, Envirolab hereby expressly rejects and will not be bound by any external or third-party terms and conditions, including those referenced or attached to a PO.

All services to be performed by Envirolab will be governed exclusively by Envirolab's General Terms and Conditions attached to this acknowledgement (Envirolab Terms) via hyperlink or found on our websites.

If you do not object in writing within two (2) business days of the date of this acknowledgement, you will be deemed to have accepted the Envirolab Terms. In addition, your provision of further instructions, additional samples, payment of any invoice, or acceptance of services or results from Envirolab will constitute acceptance of the Envirolab Terms. For clarity, Envirolab's commencement or continuation of work following receipt of the PO is performed solely under the Envirolab Terms and does not constitute acceptance of any external terms. All rights are expressly reserved.

Envirolab Services Pty Ltd
ABN 37 112 535 645
12 Ashley St Chatswood NSW 2067
ph 02 9910 6200 fax 02 9910 6201
customerservice@envirolab.com.au
www.envirolab.com.au

CERTIFICATE OF ANALYSIS 418735

Client Details

Client	RCA Australia
Attention	CLIENT
Address	PO Box 175, Carrington, NSW, 2294

Sample Details

Your Reference	**13589A DUST ANALYSIS**
Number of Samples	DUST
Date samples received	25/09/2026
Date completed instructions received	25/09/2026

Analysis Details

Please refer to the following pages for results, methodology summary and quality control data.

Samples were analysed as received from the client unless as indicated below in the method summaries. Results relate specifically to the samples as received.

Results are reported on a dry weight basis for solids and on an as received basis for other matrices.

Report Details

Date results requested by	06/10/2026
Date of Issue	06/10/2026

NATA Accreditation Number 2901. This document shall not be reproduced except in full.

Accredited for compliance with ISO/IEC 17025 - Testing. **Tests not covered by NATA are denoted with ***

Results Approved By
Laura Schofield, Lab Manager

Authorised By
Nancy Zhang, Laboratory Manager

Dust Deposition AS 3580.10.1						
Our Reference		418735-1	418735-2	418735-3	418735-4	418735-5
Your Reference	UNITS	DG1A	DG2A	DG3A	DG4A	DG5A
Date Sampled		25/09/2026	25/09/2026	25/09/2026	25/09/2026	25/09/2026
Sampling Period Dates		26/8/26-25/9/26	26/8/26-25/9/26	26/8/26-25/9/26	26/8/26-25/9/26	26/8/26-25/9/26
Sampler Name		DM	DM	DM	DM	DM
Notes	-	I	I	IT	IT	I
Date analysed	-	02/10/2026	02/10/2026	02/10/2026	02/10/2026	02/10/2026
Insoluble Solids	g	0.02	0.036	0.044	0.086	0.063
Ash	g	0.01	0.028	0.027	0.067	0.047
Combustible Matter	g	0.007	0.008	0.02	0.02	0.02

Method ID	Methodology Summary
Ext-073-Q	Analysis only of Dust Deposition by AS/NZS 3580.10.1 and in-house method INORG-050, analysed by Envirolab Newcastle - NATA Site No. 18077.

Result Definitions

NT	Not tested
NA	Test not required
INS	Insufficient sample for this test
PQL	Practical Quantitation Limit
<	Less than
>	Greater than
RPD	Relative Percent Difference
LCS	Laboratory Control Sample
NS	Not specified
NEPM	National Environmental Protection Measure
NR	Not Reported

Quality Control Definitions

Blank	This is the component of the analytical signal which is not derived from the sample but from reagents, glassware etc, can be determined by processing solvents and reagents in exactly the same manner as for samples.
Duplicate	This is the complete duplicate analysis of a sample from the process batch. If possible, the sample selected should be one where the analyte concentration is easily measurable.
Matrix Spike	A portion of the sample is spiked with a known concentration of target analyte. The purpose of the matrix spike is to monitor the performance of the analytical method used and to determine whether matrix interferences exist.
LCS (Laboratory Control Sample)	This comprises either a standard reference material or a control matrix (such as a blank sand or water) fortified with analytes representative of the analyte class. It is simply a check sample.
Surrogate Spike	Surrogates are known additions to each sample, blank, matrix spike and LCS in a batch, of compounds which are similar to the analyte of interest, however are not expected to be found in real samples.

Laboratory Acceptance Criteria

Duplicate sample and matrix spike recoveries may not be reported on smaller jobs, however, were analysed at a frequency to meet or exceed NEPM requirements. All samples are tested in batches of 20. The duplicate sample RPD and matrix spike recoveries for the batch were within the laboratory acceptance criteria.

Filters, swabs, wipes, tubes and badges will not have duplicate data as the whole sample is generally extracted during sample extraction.

Spikes for Physical and Aggregate Tests are not applicable.

For VOCs in water samples, three vials are required for duplicate or spike analysis.

Duplicates: >10xPQL - RPD acceptance criteria will vary depending on the analytes and the analytical techniques but is typically in the range 20%-50% – see ELN-P05 QA/QC tables for details; <10xPQL - RPD are higher as the results approach PQL and the estimated measurement uncertainty will statistically increase.

Air volumes are typically provided by customers (often as flow rate(s) and sampling time(s) and/or simply volumes) sampled or exposure times (determines 'volume' passive badges are exposed to)). Hence in such circumstances the volume measurement is inevitably not covered by Envirolab's NATA accreditation. An exception may occur where Envirolab Newcastle does the sampling where accreditation exists for certain types of sampling and hence volume determination(s). Note air volumes are often used to determine concentrations for dust and/or analyses on filters, sorbents and in impingers. For canister sampling, the air volume is covered by Envirolab's NATA accreditation.

Matrix Spikes, LCS and Surrogate recoveries: Generally 70-130% for inorganics/metals (not SPOCAS); 60-140% for organics/SPOCAS (+/-50% surrogates) and 10-140% for labile SVOCs (including labile surrogates), ultra trace organics and speciated phenols is acceptable.

In circumstances where no duplicate and/or sample spike has been reported at 1 in 10 and/or 1 in 20 samples respectively, the sample volume submitted was insufficient in order to satisfy laboratory QA/QC protocols.

When samples are received where certain analytes are outside of recommended technical holding times (THTs), the analysis has proceeded. Where analytes are on the verge of breaching THTs, every effort will be made to analyse within the THT or as soon as practicable.

Where sampling dates are not provided, Envirolab are not in a position to comment on the validity of the analysis where recommended technical holding times may have been breached.

Measurement Uncertainty estimates can be downloaded from the Envirolab Resources website or obtained directly by contacting the laboratory.

Analysis of aqueous samples typically involves the extraction/digestion and/or analysis of the liquid phase only (i.e. NOT any settled sediment phase but inclusive of suspended particles if present), unless stipulated on the Envirolab COC and/or by correspondence. Notable exceptions include certain Physical Tests (pH/EC/BOD/COD/Apparent Colour etc.), Solids testing, total recoverable metals and PFAS where solids are included by default.

For Dust Deposit Gauge (DDG) analysis the sampling, sampling period and funnel exposure area do not fall under Envirolab's NATA accreditation (unless the Newcastle laboratory where responsible for the sampling), hence the annotation on the DDG units of reporting.

Urine Analysis - The BEI values listed are taken from the 2022 edition of "TLVs and BEIs Threshold Limits" by ACGIH.

CHAIN OF CUSTODY - Client

ENVIROLAB GROUP

Company:	RCA Australia	**RCA Reference Number (i.e. report title)**	13589a
Contact person:	Fiona Brooker	**PO No. (if applicable):**	Not applicable
Project Mgr:	Fiona Brooker	**Envirolab Quote No. :**	BM8
Sampler:	Damien	**Date results required:**	Standard
Address:	92 Hill St Carrington, NSW 2294		
Phone:	02 4902 9200 **Mob:** 0404371451		
Email results to:	administrator@rca.com.au + enviro@rca.com.au	**Lab comments:**	
Email invoice to:			

ENVIROLAB GROUP

Sydney Lab - Envirolab Services
12 Ashley St, Chatswood, NSW 2067
02 9910 6200 sydney@envirolab.com.au

Sample information					Tests Required											Comments
Envirolab Sample ID	**Client Sample ID**	**Date sampled**	**Type of sample**	**# Containers**	E27970 - Dust Deposition gauges - 3 fractions (Si, Sc, Sa)											**Provide as much information about the sample as you can**
	DG1A	25/09/2026	Dust Gauge	1	x											Exposure Period
	DG2A	25/09/2026	Dust Gauge	1	x											26/08/2026
	DG3A	25/09/2026	Dust Gauge	1	x											to
	DG4A	25/09/2026	Dust Gauge	1	x											25/09/2026
	DG5A	25/09/2026	Dust Gauge	1	x											
			Total	5	5											

Relinquished by (company):	RCA Australia	**Received by (company):**	Envirolab	***Lab use only:***	
Print Name:	Damien	**Print Name:**	Sam Hsueh Singh	**Job Number** 418735	**Cooling:** Ice / Ice Pack / None
Date & Time:	25-9-26	**Date & Time:**	25/9/26 15:10	**Temperature** 27.2	**Security Seal:** Intact / Broken / Not Used
Signature:	D. Bullock	**Signature:**		**TAT Req:** SAME DAY / 1 / 2 / 3 / 4 / STD	

Envirolab Services Pty Ltd
ABN 37 112 535 645
12 Ashley St Chatswood NSW 2067
ph 02 9910 6200 fax 02 9910 6201
customerservice@envirolab.com.au
www.envirolab.com.au

SAMPLE RECEIPT ADVICE

Client Details

Client	RCA Australia
Attention	CLIENT

Sample Login Details

Your reference	13589A DUST ANALYSIS
Envirolab Reference	418735
Date Sample Received	25/09/2026
Date Instructions Received	25/09/2026
Date Results Expected to be Reported	05/10/2026

Sample Condition

Samples received in appropriate condition for analysis	Yes
No. of Samples Provided	DUST
Turnaround Time Requested	Standard
Temperature on Receipt (°C)	27.2
Cooling Method	None
Sampling Date Provided	YES

Comments

Nil

Please direct any queries to:

Aileen Hie	Jacinta Hurst
Phone: 02 9910 6200	**Phone: 02 9910 6200**
Fax: 02 9910 6201	**Fax: 02 9910 6201**
Email: ahie@envirolab.com.au	**Email: jhurst@envirolab.com.au**

Analysis Underway, details on the following page:

Envirolab Services Pty Ltd
ABN 37 112 535 645
12 Ashley St Chatswood NSW 2067
ph 02 9910 6200 fax 02 9910 6201
customerservice@envirolab.com.au
www.envirolab.com.au

Sample ID	Dust Deposition AS 3580.10.1
DG1A	✓
DG2A	✓
DG3A	✓
DG4A	✓
DG5A	✓

The '✓' indicates the testing you have requested. **THIS IS NOT A REPORT OF THE RESULTS.**

Additional Info

Sample storage - Waters are routinely disposed of approximately 1 month and soils approximately 2 months from receipt.

Requests for longer term sample storage must be received in writing.

Please contact the laboratory immediately if observed settled sediment present in water samples is to be included in the extraction and/or analysis (exceptions include certain Physical Tests (pH/EC/BOD/COD/Apparent Colour etc.), Solids testing, Total Recoverable metals and PFAS analysis where solids are included by default.

TAT for Micro is dependent on incubation. This varies from 3 to 6 days.

We acknowledge receipt of your samples and Purchase Order (PO) (if provided). If a PO includes your terms & conditions, Envirolab hereby expressly rejects and will not be bound by any external or third-party terms and conditions, including those referenced or attached to a PO.

All services to be performed by Envirolab will be governed exclusively by Envirolab's General Terms and Conditions attached to this acknowledgement (Envirolab Terms) via hyperlink or found on our websites.

If you do not object in writing within two (2) business days of the date of this acknowledgement, you will be deemed to have accepted the Envirolab Terms. In addition, your provision of further instructions, additional samples, payment of any invoice, or acceptance of services or results from Envirolab will constitute acceptance of the Envirolab Terms. For clarity, Envirolab's commencement or continuation of work following receipt of the PO is performed solely under the Envirolab Terms and does not constitute acceptance of any external terms. All rights are expressly reserved.