

WATER MONITORING REPORT (JULY TO SEPTEMBER 2026)

CONCRUSH FACILITY, TERALBA NSW 2284

Prepared for CONCRUSH PTY LTD

Prepared by RCA Australia

RCA ref 13589a-294/0

NOVEMBER 2026

RCA AUSTRALIA
GEOTECHNICAL • ENVIRONMENTAL



RCA AUSTRALIA
ABN 53 063 515 711

92 Hill Street, CARRINGTON NSW 2294

Telephone: +61 2 4902 9200
Email: administrator@rca.com.au
Internet: www.rca.com.au

This document is and shall remain the property of RCA Australia. The document may only be used for the purpose for which it was commissioned and in accordance with the Terms of Engagement for the commission supplied at the time of proposal. Unauthorised use of this document in any form whatsoever is prohibited.

DOCUMENT STATUS						
Rev No	Comment	Author	Reviewer	Approved for Issue (Project Manager)		
				Name	Signature	Date
/0	Final	D. Bucior	F. Brooker	D. Bucior	D. Bucior	16.11.26

DOCUMENT DISTRIBUTION				
Rev No	Copies	Format	Issued to	Date
/0	1	Electronic (email)	Concrush Facility Ross Lo Monaco – ross@concrush.com.au	16.11.26
/0	1	Electronic report	RCA – job archive	16.11.26

Contents

1. INTRODUCTION 1

2. SITE IDENTIFICATION AND DESCRIPTION 2

3. MONITORING DETAILS 3

4. MONITORING RESULTS 5

4.1 GROUNDWATER 5

4.2 SURFACE WATERS 7

4.3 DISCHARGE 10

5. CONCLUSIONS AND RECOMMENDATIONS 11

6. LIMITATIONS 11

APPENDIX A

FIELD SHEETS

APPENDIX B

LABORATORY REPORT SHEETS

RCA ref 13589a-294/0

16 November 2026

Concrush Pty Ltd
21 Racecourse Road
Teralba NSW 2284

Attention: Ross Lo Monaco

RCA AUSTRALIA
GEOTECHNICAL • ENVIRONMENTAL

Geotechnical Engineering
Engineering Geology
Environmental Engineering
Hydrogeology
Construction Materials Testing
Environmental Monitoring
Noise & Vibration
Occupational Hygiene

WATER MONITORING REPORT (JULY TO SEPTEMBER 2026)
CONCRUSH FACILITY, TERALBA

1. INTRODUCTION

This report presents the findings of water monitoring conducted at the Concrush Resource Recovery Facility in Teralba, NSW, during the July, August and September 2026 monitoring periods.

The site was an operational facility over the entirety of the monitored area for the reporting period.

The site's environmental protection licence, EPL13351, specifies water monitoring be undertaken at the two (2) surface water discharge locations (refer to **Figure 2** in **Section 3**) weekly during discharge. The remainder of monitoring was initially outlined in plans submitted as part of the State Significant Development application for an increase to the facility's capacity (as referenced on the Concrush website[1]). There has been updates to the documentation following the completion of twelve (12) months of operation, in March 2024, and at the time of writing the guidance document is considered to be the:

- Groundwater Management Plan (GMP, Ref [1]).
    - It is noted that the ongoing monitoring requirements for groundwater will be incorporated into the Operational Environmental Management Plan for the site following the finalisation of modification arrangements currently in progress.
- Discharge Verification and Management Report (DVMR, Ref [2]).

This report was undertaken at the request of Ross Lo Monaco of Concrush Pty Ltd.

[1] Concrush.com.au

2. SITE IDENTIFICATION AND DESCRIPTION

The site is described as 21 Racecourse Road, Teralba and part Lot 2, DP 220347. Additional site details are shown in **Table 1** and the site extent is shown in **Figure 1** below.

Table 1 *Site Details*

Current zoning[2]	E5 – Heavy Industrial.
Current use	Concrush resource recovery facility.
Size of site	Approximately 4.8ha.
Surrounding land use to the: **North**	Lot 1 DP220347. Industrial – storage yard for pre-cast concrete panels operated by others.
South	Part of Lot 2 DP220347. Industrial – scrap metal recycling yard operated by others.
East	Racecourse Road and then Cockle Creek.
West	Main Northern Rail line and then wetlands.
Nearest sensitive receptor (human health)	Residential housing, located approximately 360m southeast across Cockle Creek.
Nearest sensitive receptor (environmental)	Cockle Creek, located approximately 35m east and wetland approximately 30m west.



Figure 1 *Project Site Location and Layout (aerial as of 7 February 2025)*

[2] https://www.planningportal.nsw.gov.au/spatialviewer/#/find-a-property/address

3. MONITORING DETAILS

The site's water management scheme comprises:

- Collection of runoff and seepage from the Green Waste catchment, anticipated to potentially contain nutrients, in the Leachate Pond (LP) which was lined with a flexible membrane liner with a permeability of less than 10^{-14} m/s to prevent potential contamination of groundwater.
- Treatment of nutrients via a constructed Wetland (WL) which has also been lined and populated with appropriate plants to maximise the removal of nutrients. Water is pumped into the WL from the LP.
- Collection of runoff from the remainder of the site into Sediment Dam 1 (SED1) and Sediment Dam 2 (SED2). Water from the Wetland discharges into SED2.

Concrush aims to re-use all surface water on site such that none is discharged however in high rainfall events or periods, some discharge may occur from one or both of the Sediment Dams into the un-named waterway along the western border of the site. This waterway runs to the north and Cockle Creek at the northern end of the site and to the south, wetlands and eventually Cockle Creek at the southern end of the site; the location at which the flow direction changes has not been identified and may vary with seasonal conditions.

A total of eight (8) monitoring locations are situated on-site comprising four (4) surface water locations (LP, WL, SED1 and SED2), two (2) discharge points (SW1 and SW2) and two (2) groundwater locations (GW1 and GW3). Additionally, two (2) off-site background surface water locations (BSW1 and BSW2) are included in the monitoring programme. These locations are shown in **Figure 2**.



Figure 2 *Water sampling locations (aerial as of 25 May 2025)*

It is noted that, due to significant vegetation growth to the south of the site, that the sampling undertaken for BSW2 has been moved to within approximately ten (10) metres of the location of SW2, estimated to be thirty (35) metres to the north of the initial sampling location.

Monitoring is undertaken on a monthly basis, typically the last working day of the month however adjusted for the compliance of dust monitoring undertaken at the site, and comprises the recording of depths of water, field readings using a calibrated water quality monitor and the collection of samples for chemical analyses as detailed in **Table 2** below.

Table 2 *Analytical Scope*

Location	Monitored Parameters
GW1	• Depth to groundwater. • Field readings. • Nutrients (ammonia, nitrate, nitrite, total phosphorous). • Hydrocarbons[4] once a quarter.
GW3	
LP	• Field observation of water depth at LP. • Field readings. • pH, electrical conductivity (EC), total suspended solids (TSS). • Nutrients (ammonia, nitrate, nitrite, total Kjeldahl nitrogen, total phosphorous).
WL	
SED1	• Field readings. • pH, EC, TSS. • Dissolved metals[3]. • Hydrocarbons[4]. • Nutrients (ammonia, nitrate, nitrite, total Kjeldahl nitrogen, total phosphorous).
SED2	
BSW1	
BSW2	

In the event of discharge from one or both of the Sediment Dams, sampling is undertaken at the discharge points and the associated background surface water locations. Analyses comprise field readings, general water quality, dissolved metals, hydrocarbons and nutrients.

Field sheets are presented in **Appendix A** and laboratory reports are included in **Appendix B**.

Results of the water monitoring are compared to criteria as specified in the GMP (Ref [1]) and / or the DVMR (Ref [2]) on a monthly basis and presented to Concrush in tables and graphs only.

[3] Aluminium, arsenic, cadmium, chromium, hexavalent chromium, cobalt, copper, lead, nickel, selenium, zinc, boron. Samples are 0.45μm field filtered prior to preservation for metals analyses.

[4] Benzene, toluene, ethylbenzene, xylene, naphthalene (BTEXN), total recoverable hydrocarbons (TRH) and polycyclic aromatic hydrocarbons (PAH).

4. MONITORING RESULTS

4.1 GROUNDWATER

Results of the groundwater monitoring undertaken in the quarter compared to the ecological criteria for fresh and marine waters (Ref [3]) are presented in **Table 3** below. It is noted that the criterion for ammonia in freshwater has been reviewed by the ANZG and this report is the first which includes a comparison to the updated criterion. In summary:

- The depth to groundwater varied between July and September at both wells however overall indicated a decrease in level. It is noted that at GW1, the depth was measured from ground level, whereas at GW3, the measurements included the length of the standpipe protruding above ground. Historical assessments indicate that the groundwater flow direction is from the western boundary of the site toward the eastern boundary.
- The temperature of the groundwater measured by the portable meter at the field slightly varied over the monitoring period and between the wells.
- The pH was generally neutral at GW1 while at GW3 it was generally slightly acidic.
- The EC obtained from the portable meter in GW1 fell within the range indicative of fresh water. GW3 had the higher levels during the quarter and fell within the range of brackish water.
- The turbidity of the groundwater obtained from the portable meter at the field was high at both wells (noting that the meter provides a flashing 0.00 reading when the turbidity is too high (>1000 NTU) to be quantified). A non-return foot valve was used to collect the water samples, as alternative methods were not feasible due to kinks in the pipes. RCA personnel took care to avoid contact between the tip of the foot valve and the sediment at the base of the wells however it is considered that the sampling methodology may have increased the turbidity.
- The dissolved oxygen in both wells obtained from the portable meter at the field was low. It is noted that the sampling method can cause higher than representative dissolved oxygen levels.
- Ammonia (as N) and total phosphorus (as P) consistently exceeded the relevant ecological criteria however align with historical data. It is noted that the site is located in the Cockle Creek Estuary catchment that forms part of the broader Lake Macquarie catchment area, an ecosystem known for natural nutrient inflows that can contribute to higher concentrations of nitrogen and phosphorus.
- Nitrate (as N) and NO_x (as N) were either non-detected or at low concentrations below the relevant criteria, consistent with historical data. Low dissolved oxygen levels are considered likely to inhibit the activity of nitrifying bacteria responsible for converting ammonia to nitrite and subsequently to nitrate.
- BTEXN compounds were not detected, consistent with historical data.
- TRH was detected in both GW1 and GW3 in August (only sampling event for the quarter). It is noted that the last detection of TRH for GW3 occurred in May 2026. Additional testing was undertaken in August 2024 indicated the absence of petroleum based hydrocarbons such that the detected TRH was confirmed to be non-petroleum based. In the absence of any visual or olfactory indicators, it is considered likely that these detections are of a similar nature.
- PAH were non-detected, consistent with historical data.

Table 3 *Groundwater Analysis Results.*

Analysis	Aquatic Ecosystem Guideline [A]		GW1			GW3		
Date Sampled	95% Fresh	95% Marine	27/07	26/08	30/09	27/07	26/08	30/09
Depth to Groundwater	--	--	1.898	2.194	2.152	3.289	3.585	3.697
Temperature (°C)*	--	--	17.22	17.49	19.72	19.74	18.64	23.08
pH (pH units)*	--	--	7.86	7.42	7.60	6.63	6.40	6.27
EC (mS/cm)*	--	--	0.765	1.12	0.973	2.47	2.38	2.18
Turbidity (Nephelometric Turbidity Unit)*	--	--	>1000	192	>1000	6559	42.5	260
Dissolved Oxygen*	--	--	10.28	2.44	5.06	9.62	1.06	1.98
Ammonia	0.72	0.91	**1.6**	**0.86**	**3.3**	**1.7**	**3.5**	**4.5**
Nitrate	2.4		0.03	0.03	0.13	<0.005	0.03	0.02
NO_x	0.04		0.03	0.04	0.13	0.03	0.03	0.02
Total Phosphorus	0.025		**0.4**	**0.3**	**0.52**	**0.7**	**0.7**	**0.3**
Benzene	0.95	0.5	--	<0.001	--	--	<0.01	--
Toluene	0.18		--	<0.001	--	--	<0.01	--
Ethylbenzene	0.08	0.005	--	<0.001	--	--	<0.01	--
Meta- and para-Xylene	0.275		--	<0.002	--	--	<0.02	--
Ortho-Xylene	0.35		--	<0.001	--	--	<0.01	--
TRH C_6-C_{40}	0.007		--	**0.27**	--	--	**0.63**	--
Naphthalene	0.016	0.07	--	<0.0001	--	--	<0.0001	--
Phenanthrene [B]	0.002	0.002	--	<0.0001	--	--	<0.0001	--
Anthracene [B]	0.0004	0.0004	--	<0.0001	--	--	<0.0001	--
Fluoranthene [B]	0.0014	0.0014	--	<0.0001	--	--	<0.0001	--
Benzo(a)pyrene [B]	0.0002	0.0002	--	<0.0001	--	--	<0.0001	--

All units in mg/L except where otherwise noted

[A] Criteria from ANZG (Ref [3]) with the exception of NO_x and phosphorus for Lowland Rivers (coastal environment where available)

Results shown in **bold** more than 95% freshwater guidelines/ the lowland (coastal) river guidelines

Data marked with an asterisk (*) were obtained using a portable multiparameter meter (Horiba).

-- indicates no guidelines applicable and / or analyses not required during the specific month

[B] Bio-accumulative Compounds. Results with '<' below the detection limit

Results shown in underline in excess of 95% marine water guidelines

4.2 SURFACE WATERS

Results of the surface water monitoring undertaken in the quarter compared to the criteria (Ref [2]) are presented in **Table 4** and **Table 5** below.

In summary:

- pH levels at LP, WL, BSW1 and BSW2 were within the trigger range. In contrast, pH consistently exceeded the trigger range at both SED1 and SED2, indicating alkaline conditions.
- No EC values exceeded the trigger value at BSW1, BSW2, SED1 or SED2 throughout the monitoring period; the LP and WL values exceeded the trigger for all sampling events throughout the quarter.
- TSS were considered low to moderate in all samples. The TSS results for September in the WL sampling location were elevated compared to the previous monitoring events; RCA observed some organic material in the water column.
- Ammonia concentrations were above the trigger value at WL, LP, SED1 and SED2 for all sampling events throughout the quarter. Elevated concentrations were recorded during July only at the background water locations BSW1 and BSW2.
    - It is noted that plant matter was difficult to exclude from the WL samples, and any elevated ammonia concentrations observed may, at least in part, reflect this material rather than the actual concentrations in the water.
- Nitrate and NO_x were detected above the trigger values in July and August at SED 1, in July at SED2 and in August only at BSW1 and BSW2. The results for WL were either not detected or detected at low concentrations. Nitrate and NO_x were detected above the trigger values in September LP; representing an increase by a factor of 1000 to the previous August result and the highest detected since the commencement of monitoring in March 2023.
- Total nitrogen consistently exceeded the trigger values at all monitoring locations for the quarter: total Kjeldahl nitrogen comprised >70% of all results at BSW1 and BSW2; LP and WL in July and August; WL in September and SED2 in August. The remaining monitoring locations comprised total Kjeldahl nitrogen of <70% of all results.
- Total phosphorus consistently exceeded the trigger values at all monitoring locations for the quarter with the exception of BSW1 and BSW2 July results and SED 1 July and August results.
- The aluminium trigger value was exceeded at SED1 during each of the monitoring events in the quarter and in SED2 in July and August. Aluminium was non detected or detected at low concentrations for BSW1 and BSW2 during the quarter.
- Chromium and hexavalent chromium exceeded the trigger values at SED 1 during all monitoring events undertaken in the quarter: SED2 chromium concentrations were in excess of the criterion in July only and hexavalent chromium concentrations were in excess of the criterion in July and September. Hexavalent chromium was not detected in the background waters in any event during the quarter.
- Zinc exceeded the trigger value at BSW2, SED 1 and SED2 monitoring locations in August; Zinc exceeded the trigger value in BSW1 during all monitoring events undertaken in the quarter. Remaining monitoring events were below the trigger value.
- The remaining metals (arsenic, cadmium, cobalt, copper, lead, nickel, selenium, boron) were either non-detected or detected at low concentrations well below the respective trigger values at all locations.

- Low concentrations of TRH were detected at SED2 in July and August, BSW2 in August and September; and SED1 in all monitoring events. As noted for groundwater, in the absence of any visual or olfactory indicators, it is considered likely that the detections are not related to petroleum contamination.

Table 4 *Surface Water Analysis Results – Green Waste Catchment*

Analyte	Trigger Values	LP			WL		
Date Sampled		27/07	26/08	30/09	27/07	26/08	30/09
pH (pH units)	6.5-8.5	7.4	7.6	8.2	7.3	7.6	7.8
EC (µS/cm)	125-2200	**2900**	**3400**	**3000**	**3500**	**3200**	**4200**
TSS	NA	18	50	24	32	<5	640
Ammonia	0.0264	**4.8**	**15**	**5**	**5.7**	**0.39**	**0.27**
Nitrate	0.44	<0.005	0.02	**26**	<0.005	<0.005	<0.005
NO_x	0.491	<0.005	0.02	**26**	<0.005	<0.005	<0.005
Total Nitrogen	0.645	**23**	**24**	**39**	**22**	**17**	**11.0**
Total Phosphorus	0.0168	**21**	**26**	**12**	**18**	**22**	**12**

All units in mg/L except where otherwise noted

NA - not applicable

Results shown in **bold** in excess of the trigger values (Ref [2])

Results with '<' are below the detection limit

Table 5 *Surface Water Analysis Results – Remainder of Site*

Analyte	Trigger Values	SED1			BSW1			SED2			BSW2		
Date Sampled		27/07	26/08	30/09	27/07	26/08	30/09	27/07	26/08	30/09	27/07	26/08	30/09
pH (pH units)	6.5-8.0	**9.1**	**9.3**	**8.7**	7.4	7.6	7.4	**9.3**	**8.8**	8.5	7	7.5	7.6
Electrical Conductivity (µS/cm)	125-2200	570	600	870	1100	1000	640	980	1200	420	870	1000	790
Total Suspended Solids	NA	9	12	50	<5	96	48	17	50	39	7	14	22
Ammonia	0.0264	**0.03**	**0.04**	**0.18**	**0.22**	0.02	0.24	**0.49**	**0.03**	0.056	**0.03**	0.02	**0.11**
Nitrate	0.44	**2.1**	**1.4**	**0.75**	0.03	**0.083**	0.26	**1.7**	0.007	**0.51**	0.3	0.02	0.14
NO_x	0.491	**2.4**	**1.5**	**0.9**	0.04	**0.086**	0.26	**2.1**	0.007	**0.54**	0.3	0.03	0.15
Total Nitrogen	0.645	**2.9**	**2**	**1.9**	**0.9**	**0.7**	1.1	**6.3**	**3.2**	**1.2**	**0.9**	**1.2**	**1.7**
Total Phosphorus	0.0168	<0.05	<0.05	**0.1**	<0.05	**0.1**	0.2	**0.86**	**2.2**	**0.2**	<0.05	**0.2**	0.3
Aluminium	0.08	**0.17**	**0.35**	**0.27**	0.01	<0.01	0.02	**0.26**	**0.17**	0.07	<0.01	0.01	0.03
Arsenic	0.094	0.005	0.004	0.005	0.002	0.002	0.003	0.012	0.013	0.004	0.002	0.004	0.007
Cadmium	0.0004	<0.0001	<0.0001	<0.0001	<0.0001	<0.0001	0.0001	<0.0001	<0.0001	<0.0001	<0.0001	<0.0001	<0.0001
Chromium	0.02	**0.028**	**0.026**	**0.021**	<0.001	<0.001	<0.001	**0.026**	0.009	0.007	<0.001	<0.001	<0.001
Hexavalent Chromium	0.0033	**0.03**	**0.02**	**0.02**	<0.005	<0.005	<0.005	**0.03**	<0.005	**0.007**	<0.005	<0.005	<0.005
Cobalt	0.015	<0.001	<0.001	<0.001	<0.001	<0.001	<0.001	0.003	0.002	<0.001	<0.001	<0.001	<0.001
Copper	0.02	0.009	0.01	0.011	0.002	0.005	0.007	0.017	0.016	0.005	0.001	<0.001	0.002
Lead	0.0056	<0.001	<0.001	<0.001	<0.001	<0.001	<0.001	<0.001	0.001	<0.001	<0.001	<0.001	<0.001
Nickel	0.013	0.002	0.002	0.006	0.002	0.002	0.002	0.004	0.006	0.001	0.001	0.001	0.001
Selenium	0.018	0.002	0.001	0.001	<0.001	<0.001	<0.001	0.002	0.001	<0.001	<0.001	<0.001	<0.001
Zinc	0.015	0.007	**0.018**	0.008	**0.029**	**0.035**	**0.018**	0.008	**0.026**	0.007	0.013	**0.026**	0.013
Boron	0.68	0.06	0.06	0.08	0.1	0.1	0.1	0.09	0.1	0.03	0.08	0.07	0.07
TRH C_6-C_{40}	10	0.18	0.2	0.297	0.13	0.13	0.13	0.248	0.438	0.13	0.13	0.245	0.245

All units in mg/L except where otherwise noted, Results shown in **bold** are in excess of the management triggers (Ref [2]), NA – Not applicable, Results with '<' are below the detection limit.

4.3 DISCHARGE

The Bureau of Meteorology weather station at Cooranbong, approximately 21 km to the southwest of the site, recorded a total rainfall of 77.8 mm during the monitoring period, distributed as 39.2 mm in July, 22.6 mm in August, and 16.0 mm in September. **Figure 3** below illustrates these monthly totals, along with the cumulative rainfall.

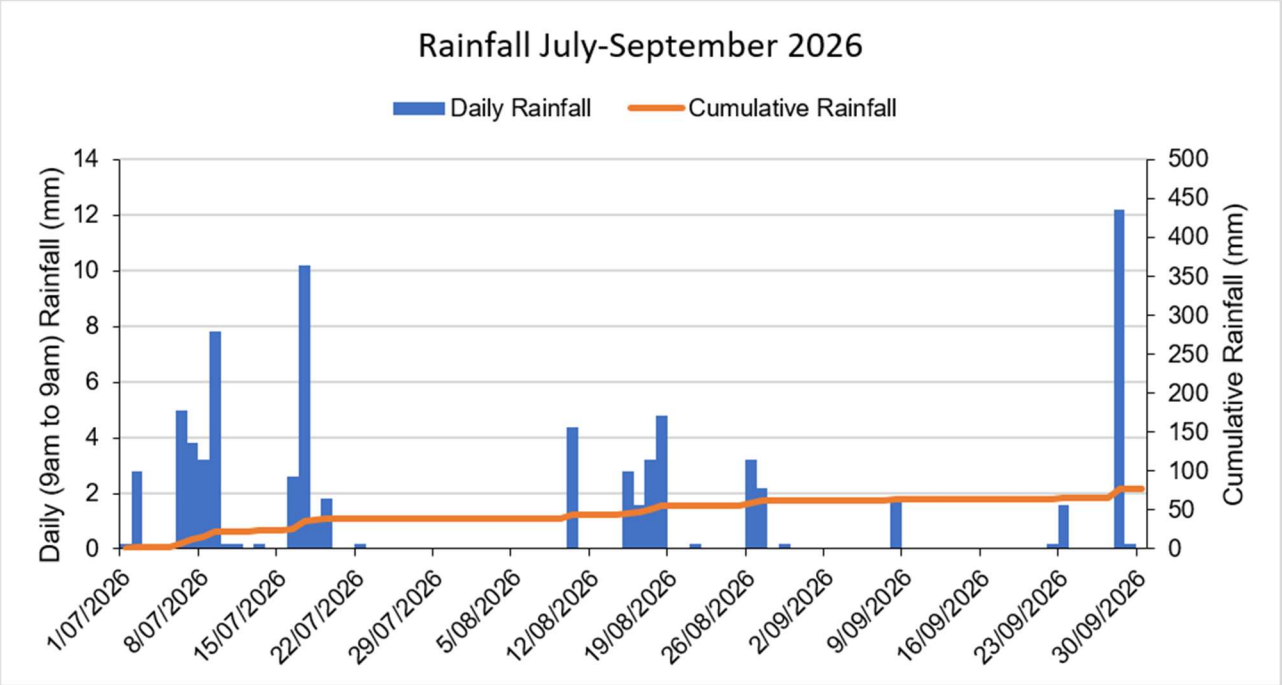

Figure 3 *Rainfall for the Monitoring Period* *(sourced from Bureau of Meteorology weather station at Cooranbong)*

There were no discharge events during the July to September 2026 monitoring period. The highest daily rainfall was 12.2 mm 28 September 2026 and there was one other event with over 10 mm (10.2mm 17 July 2026).

5. CONCLUSIONS AND RECOMMENDATIONS

Water monitoring was undertaken at the Concrush Resource Recovery Facility through the July-September 2026 quarter in general compliance with the requirements of the EPL and relevant management plans (Ref [1] and Ref [2]).

The following conclusions have been made with respect to this quarter's monitoring events:

- Groundwater is not considered to show any impact from the site's operations. Results are generally consistent with the historical results, including those prior to the commencement of operations in the southern portion of the site, and the results are not considered to indicate any potential impact from the LP or SED2, and are rather considered to be representative of the groundwater characteristics within the former wetlands. There are no indications of petroleum hydrocarbon contamination in the groundwater.
- The leachate pond had high EC and significant concentrations of ammonia and TKN in July, August and September generally consistent with previous monitoring.
- The results for both Sediment Dams were generally consistent with the previous monitoring; pH was alkaline at both locations. Ammonia and phosphorous were higher at SED2, consistent with expectations associated with the leachate pond however TKN was the dominant nitrogen form in SED2 for the quarter and for SED1 in September, albeit marginally. NO_x was the dominant form of nitrogen in SED2 in July and August. Aluminium is present at concentrations in excess of the criterion at both locations apart from SED2 in September; chromium and hexavalent chromium concentrations are generally consistent with those detected previously at SED1 however are slightly reduced at SED2. Hydrocarbons were detected at low concentrations however are not considered to be from petroleum-based sources based on absence of any visual or olfactory indications.
- There were no aluminium, chromium or hexavalent chromium exceedances identified in the background waters. Zinc exceeded the trigger values during the July, August and September monitoring rounds at BSW1 and during the August monitoring round at BSW2. All other metals were either not detected or detected at low concentrations below their respective trigger values.
- No discharge events occurred during the quarter. Surface water management at the site successfully prevented discharge during other rainfall events. Water monitoring will continue during the next quarter in accordance with the GMP (Ref [1]) and the DVMR (Ref [2]). The next quarterly report will be prepared after the completion of the December 2026 sampling.

6. LIMITATIONS

This report has been prepared for Concrush Pty Ltd in accordance with an agreement with RCA Australia (RCA). The services performed by RCA have been conducted in a manner consistent with that generally exercised by members of its profession and consulting practice.

This report has been prepared for the sole use of Concrush Pty Ltd. The report may not contain sufficient information for purposes of other uses or for parties other than Concrush Pty Ltd. This report shall only be presented in full and may not be used to support objectives other than those stated in the report without written permission from RCA Australia.

The information in this report is considered accurate at the date of issue with regard to the current conditions of the site. Conditions can vary across any site that cannot be explicitly defined by investigation. Please contact the undersigned if you have any queries.

Environmental conditions including contaminant concentrations can change in a limited period of time. This should be considered if the report is used following a significant period of time after the date of issue.

Yours faithfully

RCA AUSTRALIA



Damien Bucior
Environmental Scientist
B Science

REFERENCES

[1] RCA Australia, *Groundwater Management Plan, Expansion of the Concrush Resource Recovery Facility, Teralba*, RCA ref 13589-805/1, September 2020.

[2] ENGENY, *Concrush Pty Ltd, Discharge Verification and Mitigation Report,* February 2024.

[3] ANZG, Australian and New Zealand Guidelines for Fresh and Marine Water Quality Australian and New Zealand Governments and Australian state and territory governments, Canberra ACT, Australia., August 2018. Available at www.waterquality.gov.au/anz-guidelines.

Appendix A

Field Sheets

RCA AUSTRALIA
GEOTECHNICAL • ENVIRONMENTAL

ENGINEERING FIELD SHEET
WATER SAMPLING RECORD

CLIENT: Concrush Pty Ltd
PROJECT: Water Quality Monitoring
LOCATION: 21 Racecourse Road, Teralba
PERSONNEL: Damien

DATE: 27-7-26
PROJECT No: 13589a
CLIENT REF: _____

WATER METER USED: Horiba
DATE & TYPE OF LAST CALIBRATION (1PT OR FULL): Full – refer to Environment Drive for Calibration Certified
METHOD OF SAMPLING: Foot valve for Groundwater, direct for Ponds, Wetland, Basins and Surface Water
PRESERVATION & STORAGE (TICK): Chilled (<4°C) ☐

TESTS REQUIRED:
Groundwater: Nutrients each month, TRH, PAH and BTEX every 3 months.
Leachate Pond and Wetland: , EC, TSS and Nutrients every month.
Sediment Basins: pH, EC, TSS, metals (dissolved) and TRH every month.
Spillways: , EC, TSS, metals (dissolved) and TRH when discharging.
Background Surface water: pH, EC, TSS, metals (dissolved) and TRH every month.

Get Key for side gate from weighbridge to get to SW2

OTHER DETAILS: Refer to Duplicate Register – name duplicate QAMonthYear.

BORE OR LOCATION ID: BH3 (Eastern end – adjacent Racecourse Road) Label bottles 'GW3'
TIME: 12.40 **TO** 1.10pm
BORE DEPTH: 5.09 **HEIGHT ABOVE GROUND LEVEL:** _____
DEPTH TO AQUIFER: 3.289 **VOLUME PURGED:** 3C
RESULTS OF WATER QUALITY CHECK: Brown turbid water minor sediment in colum

Check No.	pH	Conductivity (mS/cm)	Turbidity	Dissolved O_2 (mg/L)	Temperature (°C)	Salinity (%)
1/ 12.42	6.72	2.65	0	9.52	15.49	0.133
2/ 12.45	6.77	2.67	0	3.63	18.65	0.135
3/ 12.50	6.63	2.47	6.55	9.62	19.74	0.125
4/						
5/						
6/						

IC
IC
IC

Sample Appearance: _____
Duplicate Identification and Other Remarks: _____

BORE OR LOCATION ID: Leachate Pond (Eastern end – adjacent Racecourse Road). Sample at outlet to Wetland Pond. Label bottles 'LP'
TIME: 12.25pm **TO** 12.40pm
If discharge not running, remove the cord from time and put directly into power.
At the completion of sampling, return the time to the system.
RESULTS OF WATER QUALITY CHECK: _____




Check No.	pH	Conductivity (mS/cm)	Turbidity	Dissolved O_2 (mg/L)	Temperature (°C)	Salinity (%)
1/ 12.30	7.71	3.17	65.0	9.25	15.19	0.165
2/ 12.33	7.65	3.17	56.9	7.21	14.58	0.169
3/ 12.36	7.68	3.14	59.7	11.19	14.46	0.163
4/						
5/						
6/						

Sample Appearance: Dark brown coloured water organic odour
Duplicate Identification and Other Remarks: _____

RCA AUSTRALIA
GEOTECHNICAL • ENVIRONMENTAL

BORE OR LOCATION ID: Wetland (Eastern end – adjacent Racecourse Road). Label bottles 'WL'
TIME: 12,10 **TO** 12,25

RESULTS OF WATER QUALITY CHECK: Dark brown coloured water organic odour

Check No.	pH	Conductivity (mS/cm)	Turbidity	Dissolved O_2 (mg/L)	Temperature (°C)	Salinity (%)
1/ 12,16	7,56	3,63	149	11,60	16,68	0,191
2/ 12,18	7,53	3,76	116	11,48	15,42	0,198
3/ 12,20	7,51	3,83	121	11,01	15,34	0,201
4/						
5/						
6/						

Sample Appearance:
Duplicate Identification and Other Remarks:

BORE OR LOCATION ID: Sediment Dam 2 (Southwest corner – adjacent railway). Label bottles 'Sed2'
TIME: 10,15am **TO** 10.40am

RESULTS OF WATER QUALITY CHECK: Clear water brown coloured ~~organic~~ odour

Check No.	pH	Conductivity (mS/cm)	Turbidity	Dissolved O_2 (mg/L)	Temperature (°C)	Salinity (%)
1/ 10,21	9,66	0,971	39,1	7,13	13,84	0.048
2/ 10,23	9,71	0,981	34,4	6,81	13,45	0.048
3/ 10,25	9,74	0,983	32,8	5,57	13,29	0.048
4/						
5/						
6/						

Sample Appearance:
Duplicate Identification and Other Remarks:

BORE OR LOCATION ID: Surface Water 2. Label bottles 'SW2' – Previously known as 'SID-SED2'
TIME: **TO** **WATCH for SNAKES**

May have to get sample from outside fence

RESULTS OF WATER QUALITY CHECK:

Check No.	pH	Conductivity (mS/cm)	Turbidity	Dissolved O_2 (mg/L)	Temperature (°C)	Salinity (%)
1/						
2/						
3/						
4/						
5/						
6/						

Sample Appearance:
Duplicate Identification and Other Remarks:

RCA AUSTRALIA
GEOTECHNICAL • ENVIRONMENTAL

27-7-20

BORE OR LOCATION ID: BSW2 (Western end, south of site boundary, down ladder). Label bottles 'BSW2' – Previously known as 'SW2'

TIME: 11.15 **TO** 11.40am

WATCH for SNAKES
Be careful – poor footing

RESULTS OF WATER QUALITY CHECK: Clear water slight brown tinge no odour

Check No.	pH	Conductivity (mS/cm)	Turbidity	Dissolved O_2 (mg/L)	Temperature (°C)	Salinity (%)
1/ 11.25am	7.85	0.877	33.1	3.00	13.97	0.043
2/ 11.27	7.58	0.923	18.1	6.64	13.77	0.044
3/ 11.30	7.46	0.891	11.3	16.76	14.44	0.044
4/						
5/						
6/						

Sample Appearance:

Duplicate Identification and Other Remarks:

BORE OR LOCATION ID: BH1 (Western end – adjacent Railway) Label bottles 'GW1'

TIME: 10.45am **TO** 11.05am

BORE DEPTH: 4.77 **HEIGHT ABOVE GROUND LEVEL:**

DEPTH TO AQUIFER: 1.878 **VOLUME PURGED:** 3L

RESULTS OF WATER QUALITY CHECK: Dark brown turbid water slight organic odour

Check No.	pH	Conductivity (mS/cm)	Turbidity	Dissolved O_2 (mg/L)	Temperature (°C)	Salinity (%)
1L 1/ 10.51	8.43	0.774	907	11.10	16.77	0.038
1L 2/ 10.53	8.05	0.773	0	10.78	17.25	0.038
1L 3/ 10.55	7.86	0.765	0	10.28	17.22	0.037
4/						
5/						
6/						

Sample Appearance:

Duplicate Identification and Other Remarks: QA07 27

BORE OR LOCATION ID: Sediment Dam 1 (North west corner – adjacent railway). Label bottles 'Sed1'

TIME: 9.30am **TO** 10am

RESULTS OF WATER QUALITY CHECK: clear water slight brown tinge no odour

Check No.	pH	Conductivity (mS/cm)	Turbidity	Dissolved O_2 (mg/L)	Temperature (°C)	Salinity (%)
1/ 9.44	8.55	0.700	9.8	10.25	13.83	0.034
2/ 9.44	9.15	0.593	10.7	8.01	13.06	0.029
3/ 9.48	9.34	0.579	16.6	11.49	13.15	0.028
4/ 9.51	9.42	0.577	25.4	7.25	12.96	0.028
5/						
6/						

Sample Appearance:

Duplicate Identification and Other Remarks: 1.3m depth

RCA AUSTRALIA
GEOTECHNICAL • ENVIRONMENTAL

BORE OR LOCATION ID: Surface Water 1. Label bottles 'SW1' – Previously known as 'DIS-SED1'
TIME: _____ **TO** _____
BORE DEPTH: _____ **HEIGHT ABOVE GROUND LEVEL:** _____
DEPTH TO AQUIFER: _____ **VOLUME PURGED:** _____
RESULTS OF WATER QUALITY CHECK: _____

Check No.	pH	Conductivity (mS/cm)	Turbidity	Dissolved O_2 (mg/L)	Temperature (°C)	Salinity (%)
1/						
2/						
3/						
4/						
5/						
6/						

Sample Appearance: _____
Duplicate Identification and Other Remarks: _____

BORE OR LOCATION ID: BSW1 (Western side of Racecourse Road, north of rail access drive). Label bottles 'BSW1' – Previously known as 'SW1'
TIME: 1.25PM **TO** 1.45PM
BORE DEPTH: _____ **HEIGHT ABOVE GROUND LEVEL:** _____
DEPTH TO AQUIFER: _____ **VOLUME PURGED:** _____
RESULTS OF WATER QUALITY CHECK: clear water slight fan this.

Check No.	pH	Conductivity (mS/cm)	Turbidity	Dissolved O_2 (mg/L)	Temperature (°C)	Salinity (%)
1/ 1.30	7.79	1.21	32.8	6.39	15.74	0.060
2/ 1.32	7.76	1.16	6.0	9.78	14.18	0.057
3/ 1.34	7.76	1.17	4.0	7.54	12.94	0.058
4/						
5/						
6/						

Sample Appearance: _____
Duplicate Identification and Other Remarks: _____

RCA AUSTRALIA
GEOTECHNICAL • ENVIRONMENTAL

ENGINEERING FIELD SHEET
WATER SAMPLING RECORD

CLIENT: Concrush Pty Ltd
PROJECT: Water Quality Monitoring
LOCATION: 21 Racecourse Road, Teralba
PERSONNEL: Damien

DATE: 26/5/26
PROJECT No: 13589a
CLIENT REF:

WATER METER USED: Horiba
DATE & TYPE OF LAST CALIBRATION (1PT OR FULL): Full – refer to Environment Drive for Calibration Certified
METHOD OF SAMPLING: Foot valve for Groundwater, direct for Ponds, Wetland, Basins and Surface Water
PRESERVATION & STORAGE (TICK): Chilled (<4°C) ☐

TESTS REQUIRED:
Groundwater: Nutrients each month, TRH, PAH and BTEX every 3 months.
Leachate Pond and Wetland: , EC, TSS and Nutrients every month.
Sediment Basins: pH, EC, TSS, metals (dissolved) and TRH every month.
Spillways: , EC, TSS, metals (dissolved) and TRH when discharging.
Background Surface water: pH, EC, TSS, metals (dissolved) and TRH every month.

Get Key for side gate from weighbridge to get to SW2

OTHER DETAILS: **Refer to Duplicate Register – name duplicate QAMonthYear.**

BORE OR LOCATION ID: BH3 (Eastern end – adjacent Racecourse Road) Label bottles 'GW3'
TIME: 1PM **TO** 1,40
BORE DEPTH: **HEIGHT ABOVE GROUND LEVEL:**
DEPTH TO AQUIFER: 3,585 **VOLUME PURGED:**
RESULTS OF WATER QUALITY CHECK:

Check No.	pH	Conductivity (mS/cm)	Turbidity	Dissolved O_2 (mg/L)	Temperature (°C)	Salinity (%)
1/ 1,10	6.50	2,56	55,7	1,33	15,36	0,137
2/ 1,13	6,59	2,52	107	2,32	15,27	0,130
3/ 1,16	6,40	2,38	42,5	1,06	18,64	0,122
4/						
5/						
6/						

Sample Appearance:
Duplicate Identification and Other Remarks: Yellowish/brown coloured water no odour

BORE OR LOCATION ID: Leachate Pond (Eastern end – adjacent Racecourse Road). Sample at outlet to Wetland Pond. Label bottles 'LP'
TIME: 12,45 **TO** 1PM
If discharge not running, remove the cord from time and put directly into power.
At the completion of sampling, return the time to the system.
RESULTS OF WATER QUALITY CHECK: Brown coloured water




Check No.	pH	Conductivity (mS/cm)	Turbidity	Dissolved O_2 (mg/L)	Temperature (°C)	Salinity (%)
1/ 12,50	7,88	3,84	95,2	2,49	18,52	0,203
2/ 12,52	7,88	3,86	140	3,11	17,94	0,204
3/ 12,55	7,84	3,90	146	1,49	17,66	0,205
4/						
5/						
6/						

Sample Appearance: Slight odour
Duplicate Identification and Other Remarks:

RCA AUSTRALIA
GEOTECHNICAL • ENVIRONMENTAL

BORE OR LOCATION ID: Wetland (Eastern end – adjacent Racecourse Road). Label bottles 'WL'
TIME: 12.20 **TO** 12,40PM

RESULTS OF WATER QUALITY CHECK: Brown coloured water no odour

Check No.	pH	Conductivity (mS/cm)	Turbidity	Dissolved O_2 (mg/L)	Temperature (°C)	Salinity (%)
1/ 12.30	7.75	3.52	43.7	1.58	19.57	0.185
2/ 12.32	7.75	3.66	36.2	1.69	19.26	0.193
3/ 12.36	7.77	3.68	35.4	2.13	19.35	0.195
4/						
5/						
6/						

Sample Appearance:
Duplicate Identification and Other Remarks:

BORE OR LOCATION ID: Sediment Dam 2 (Southwest corner – adjacent railway). Label bottles 'Sed2'
TIME: 10.30 **TO** 10.55

RESULTS OF WATER QUALITY CHECK: Brown tinged water no odour

Check No.	pH	Conductivity (mS/cm)	Turbidity	Dissolved O_2 (mg/L)	Temperature (°C)	Salinity (%)
1/ 10.40	9.01	1.24	121	6.13	18.63	0.061
2/ 10.42	9.05	1.27	124	6.57	15.33	0.063
3/ 10.44	9.11	1.27	132	5.29	18.26	0.063
4/						
5/						
6/						

Sample Appearance:
Duplicate Identification and Other Remarks:

BORE OR LOCATION ID: Surface Water 2. Label bottles 'SW2' – Previously known as 'SID-SED2'
TIME: _____ **TO** _____ **WATCH for SNAKES**
May have to get sample from outside fence

RESULTS OF WATER QUALITY CHECK: No discharge

Check No.	pH	Conductivity (mS/cm)	Turbidity	Dissolved O_2 (mg/L)	Temperature (°C)	Salinity (%)
1/						
2/						
3/						
4/						
5/						
6/						

Sample Appearance:
Duplicate Identification and Other Remarks:

RCA AUSTRALIA
GEOTECHNICAL • ENVIRONMENTAL

26/8/26

BORE OR LOCATION ID: BSW2 (Western end, south of site boundary, down ladder). Label bottles 'BSW2' – Previously known as 'SW2'

TIME: 11,40am **TO** 12,05

WATCH for SNAKES
Be careful – poor footing

RESULTS OF WATER QUALITY CHECK:

Check No.	pH	Conductivity (mS/cm)	Turbidity	Dissolved O_2 (mg/L)	Temperature (°C)	Salinity (%)
1/ 11,45	8.00	1,05	50,9	5,69	17,87	0,054
2/ 11,47	7,95	1.07	27,0	5,14	17,77	0,053
3/ 11,50	7,88	1,08	35,7	4,71	17,70	0,053
4/						
5/						
6/						

Sample Appearance: Water clear slight brown tinge no odour
Duplicate Identification and Other Remarks:

BORE OR LOCATION ID: BH1 (Western end – adjacent Railway) Label bottles 'GW1'

TIME: 10am **TO** 11,30

BORE DEPTH: **HEIGHT ABOVE GROUND LEVEL:** 0m

DEPTH TO AQUIFER: 2,194 **VOLUME PURGED:**

RESULTS OF WATER QUALITY CHECK:

Check No.	pH	Conductivity (mS/cm)	Turbidity	Dissolved O_2 (mg/L)	Temperature (°C)	Salinity (%)
1/ 10,10	7,67	1,20	276	3,91	18,26	0,059
2/ 11,13	7,48	1,13	293	2,91	17,70	0,056
3/ 11,16	7,42	1,12	192	2,44	17,49	0,056
4/						
5/						
6/						

Sample Appearance: Brown tinged water slight odour
Duplicate Identification and Other Remarks:

BORE OR LOCATION ID: Sediment Dam 1 (North west corner – adjacent railway). Label bottles 'Sed1'

TIME: 9,20 **TO** 10am

RESULTS OF WATER QUALITY CHECK:

Check No.	pH	Conductivity (mS/cm)	Turbidity	Dissolved O_2 (mg/L)	Temperature (°C)	Salinity (%)
1/ 9,29	8,49	0,724	51,4	7,33	17,93	0,035
2/ 9,31	9,26	0,636	48,1	7,70	17,62	0,031
3/ 9,33	9,53	0,631	46,3	7,86	17,52	0,031
4/ 9,35	9,69	0,630	48,7	8,85	17,56	0,030
5/						
6/						

Sample Appearance: Clear slight brown tinge no odour
Duplicate Identification and Other Remarks: QA0826
1,2m deep

RCA AUSTRALIA
GEOTECHNICAL • ENVIRONMENTAL

BORE OR LOCATION ID: Surface Water 1. Label bottles 'SW1' – Previously known as 'DIS-SED1'
TIME: _____ **TO** _____
BORE DEPTH: _____ **HEIGHT ABOVE GROUND LEVEL:** _____
DEPTH TO AQUIFER: _____ **VOLUME PURGED:** _____
RESULTS OF WATER QUALITY CHECK: NO discharge

Check No.	pH	Conductivity (mS/cm)	Turbidity	Dissolved O_2 (mg/L)	Temperature (°C)	Salinity (%)
1/						
2/						
3/						
4/						
5/						
6/						

Sample Appearance: _____
Duplicate Identification and Other Remarks: _____

BORE OR LOCATION ID: BSW1 (Western side of Racecourse Road, north of rail access drive). Label bottles 'BSW1' – Previously known as 'SW1'
TIME: 1.40 **TO** 2.05
BORE DEPTH: NA **HEIGHT ABOVE GROUND LEVEL:** _____
DEPTH TO AQUIFER: _____ **VOLUME PURGED:** _____
RESULTS OF WATER QUALITY CHECK: clear yellow water minor ~~was~~ sediment

Check No.	pH	Conductivity (mS/cm)	Turbidity	Dissolved O_2 (mg/L)	Temperature (°C)	Salinity (%)
1/ 1.52	7.79	1.18	75.8	5.90	16.87	0.056
2/ 1.54	7.84	1.06	30.5	5.92	16.36	0.053
3/ 1.56	7.84	1.07	17.1	4.80	16.07	0.053
4/						
5/						
6/						

Sample Appearance: _____
Duplicate Identification and Other Remarks: _____

RCA AUSTRALIA
GEOTECHNICAL • ENVIRONMENTAL

ENGINEERING FIELD SHEET
WATER SAMPLING RECORD

CLIENT: Concrush Pty Ltd
DATE: 30.9.16
PROJECT: Water Quality Monitoring
PROJECT No: 13589a
LOCATION: 21 Racecourse Road, Teralba
CLIENT REF: _____
PERSONNEL: Damien

WATER METER USED: Horiba
DATE & TYPE OF LAST CALIBRATION (1PT OR FULL): Full – refer to Environment Drive for Calibration Certified
METHOD OF SAMPLING: Foot valve for Groundwater, direct for Ponds, Wetland, Basins and Surface Water
PRESERVATION & STORAGE (TICK): **Chilled (<4°C)** ☐

TESTS REQUIRED:
Groundwater: Nutrients each month, TRH, PAH and BTEX every 3 months.
Leachate Pond and Wetland: , EC, TSS and Nutrients every month.
Sediment Basins: pH, EC, TSS, metals (dissolved) and TRH every month.
Spillways: , EC, TSS, metals (dissolved) and TRH when discharging.
Background Surface water: pH, EC, TSS, metals (dissolved) and TRH every month.

Get Key for side gate from weighbridge to get to SW2

OTHER DETAILS: **Refer to Duplicate Register – name duplicate QAMonthYear.**

BORE OR LOCATION ID: BH3 (Eastern end – adjacent Racecourse Road) Label bottles 'GW3'
TIME: 12.25 **TO** 12.50pm
BORE DEPTH: 5.10 **HEIGHT ABOVE GROUND LEVEL:** 0.92
DEPTH TO AQUIFER: 3.697 **VOLUME PURGED:** 6L
RESULTS OF WATER QUALITY CHECK: brown tinged water slight HC odour

Check No.	pH	Conductivity (mS/cm)	Turbidity	Dissolved O_2 (mg/L)	Temperature (°C)	Salinity (%)
1/ 12.31	6.24	2.29	172	1.47	22.55	0.117
2/ 12.34	6.27	2.17	249	1.25	22.30	0.111
3/ 12.38	6.27	2.18	260	1.98	23.08	0.111
4/						
5/						
6/						

Sample Appearance: _____
Duplicate Identification and Other Remarks: _____

BORE OR LOCATION ID: Leachate Pond (Eastern end – adjacent Racecourse Road). Sample at outlet to Wetland Pond. Label bottles 'LP'
TIME: 12.15 **TO** 12.25
If discharge not running, remove the cord from time and put directly into power.
At the completion of sampling, return the time to the system.
RESULTS OF WATER QUALITY CHECK: Dk Brown turbid water




Check No.	pH	Conductivity (mS/cm)	Turbidity	Dissolved O_2 (mg/L)	Temperature (°C)	Salinity (%)
1/ 12.18	8.44	3.33	229	4.41	23.13	0.175
2/ 12.22	8.45	3.29	126	4.77	22.59	0.177
3/ 12.26	8.43	3.37	98.3	6.55	22.35	0.176
4/						
5/						
6/						

Sample Appearance: minor odour
Duplicate Identification and Other Remarks: _____

RCA AUSTRALIA
GEOTECHNICAL • ENVIRONMENTAL

30/9/26

BORE OR LOCATION ID: Wetland (Eastern end – adjacent Racecourse Road). Label bottles 'WL'
TIME: 11:50 **TO** 12:10 PM

RESULTS OF WATER QUALITY CHECK: Dark brown colour water, minor odour

Check No.	pH	Conductivity (mS/cm)	Turbidity	Dissolved O_2 (mg/L)	Temperature (°C)	Salinity (%)
1/ 12:00	8.19	3.97	245	6.14	23.62	0.210
2/ 12:04	7.96	4.14	549	5.28	23.76	0.219
3/ 12:08	7.94	4.20	969	5.26	24.69	0.221
4/						
5/						
6/						

Sample Appearance:
Duplicate Identification and Other Remarks:

BORE OR LOCATION ID: Sediment Dam 2 (Southwest corner – adjacent railway). Label bottles 'Sed2'
TIME: 10am **TO** 10.25

RESULTS OF WATER QUALITY CHECK: clear water slight brown tinge

Check No.	pH	Conductivity (mS/cm)	Turbidity	Dissolved O_2 (mg/L)	Temperature (°C)	Salinity (%)
1/ 10.07	9.04	0.466	114	7.30	20.22	0.022
2/ 10.12	9.11	0.440	119	5.87	19.77	0.021
3/ 10.15	9.07	0.436	129	7.21	19.80	0.021
4/						
5/						
6/						

Sample Appearance: 0.7m water level
Duplicate Identification and Other Remarks:

BORE OR LOCATION ID: Surface Water 2. Label bottles 'SW2' – Previously known as 'SID-SED2'
TIME: **TO** **WATCH for SNAKES**
May have to get sample from outside fence

RESULTS OF WATER QUALITY CHECK: Dry no Discharge

Check No.	pH	Conductivity (mS/cm)	Turbidity	Dissolved O_2 (mg/L)	Temperature (°C)	Salinity (%)
1/						
2/						
3/						
4/						
5/						
6/						

Sample Appearance:
Duplicate Identification and Other Remarks:

RCA AUSTRALIA
GEOTECHNICAL • ENVIRONMENTAL

30/9/26

BORE OR LOCATION ID: BSW2 (Western end, south of site boundary, down ladder). Label bottles 'BSW2' – Previously known as 'SW2'

TIME: 11 am **TO** 11.30 am

WATCH for SNAKES

Be careful – poor footing

RESULTS OF WATER QUALITY CHECK:

Check No.	pH	Conductivity (mS/cm)	Turbidity	Dissolved O_2 (mg/L)	Temperature (°C)	Salinity (%)
1/ 11.05	8.19	0.856	305	5.62	20.43	0.042
2/ 11.08	8.11	0.859	116	4.68	19.77	0.042
3/ 11.12	8.15	0.857	56.8	5.02	20.62	0.042
4/						
5/						
6/						

Sample Appearance: clear slight yellow tinge

Duplicate Identification and Other Remarks:

BORE OR LOCATION ID: BH1 (Western end – adjacent Railway) Label bottles 'GW1'

TIME: 10.25 **TO** 10.45 am

BORE DEPTH: 4.78 **HEIGHT ABOVE GROUND LEVEL:** 0

DEPTH TO AQUIFER: 2.152 **VOLUME PURGED:** 6 L

RESULTS OF WATER QUALITY CHECK: Grey brown turbid water with sediment minor organ odour

Check No.	pH	Conductivity (mS/cm)	Turbidity	Dissolved O_2 (mg/L)	Temperature (°C)	Salinity (%)
1/ 10.36	7.77	0.947	969	10.07	20.03	0.047
2/ 10.34	7.64	0.965	1000	2.52	19.81	0.047
3/ 10.36	7.66	0.973	1000	5.06	19.72	0.048
4/						
5/						
6/						

Sample Appearance:

Duplicate Identification and Other Remarks: QA 09 26

BORE OR LOCATION ID: Sediment Dam 1 (North west corner – adjacent railway). Label bottles 'Sed1'

TIME: 9.10 am **TO** 9.40

RESULTS OF WATER QUALITY CHECK: clear slight yellow brown tinge 18.05

Check No.	pH	Conductivity (mS/cm)	Turbidity	Dissolved O_2 (mg/L)	Temperature (°C)	Salinity (%)
1/ 9.13	9.10	1.01	67.4	9.23	~~17.95~~ 17.95	0.050
2/ 9.16	9.24	0.955	64.6	6.57	18.32	0.047
3/ 9.20	9.31	0.941	68.0	10.81	18.21	0.046
4/ 9.24	9.34	0.940	90.2	7.62	18.83	0.046
5/						
6/						

Sample Appearance: Level 0.2 m

Duplicate Identification and Other Remarks:

RCA AUSTRALIA
GEOTECHNICAL • ENVIRONMENTAL

30-9-26

BORE OR LOCATION ID: Surface Water 1. Label bottles 'SW1' – Previously known as 'DIS-SED1'
TIME: _____ **TO** _____
BORE DEPTH: _____ **HEIGHT ABOVE GROUND LEVEL:** _____
DEPTH TO AQUIFER: _____ **VOLUME PURGED:** _____
RESULTS OF WATER QUALITY CHECK: DRY NO discharge

Check No.	pH	Conductivity (mS/cm)	Turbidity	Dissolved O_2 (mg/L)	Temperature (°C)	Salinity (%)
1/						
2/						
3/						
4/						
5/						
6/						

Sample Appearance: _____
Duplicate Identification and Other Remarks: _____

BORE OR LOCATION ID: BSW1 (Western side of Racecourse Road, north of rail access drive). Label bottles 'BSW1' – Previously known as 'SW1'
TIME: 1,15 **TO** 1,35pm
BORE DEPTH: NR **HEIGHT ABOVE GROUND LEVEL:** _____
DEPTH TO AQUIFER: _____ **VOLUME PURGED:** _____
RESULTS OF WATER QUALITY CHECK: Clear slight yellow tint

Check No.	pH	Conductivity (mS/cm)	Turbidity	Dissolved O_2 (mg/L)	Temperature (°C)	Salinity (%)
1/ 1.24	7.53	0.750	25.9	3.44	25.15	0.035
2/ 1.27	7.65	0.713	23.5	3.47	25.39	0.035
3/ 1.30	7.69	0.704	30.0	2.62	25.26	0.034
4/						
5/						
6/						

Sample Appearance: _____
Duplicate Identification and Other Remarks: _____

Appendix B

Laboratory Report Sheets

Envirolab Services Pty Ltd
ABN 37 112 535 645
12 Ashley St Chatswood NSW 2067
ph 02 9910 6200 fax 02 9910 6201
customerservice@envirolab.com.au
www.envirolab.com.au

CERTIFICATE OF ANALYSIS 414209

Client Details

Client	RCA Australia
Attention	RCA Administrator
Address	PO Box 175, Carrington, NSW, 2294

Sample Details

Your Reference	**13589a**
Number of Samples	9 Water
Date samples received	28/07/2026
Date completed instructions received	28/07/2026

Analysis Details

Please refer to the following pages for results, methodology summary and quality control data.

Samples were analysed as received from the client unless as indicated below in the method summaries. Results relate specifically to the samples as received.

Results are reported on a dry weight basis for solids and on an as received basis for other matrices.

Report Details

Date results requested by	04/08/2026
Date of Issue	04/08/2026

NATA Accreditation Number 2901. This document shall not be reproduced except in full.

Accredited for compliance with ISO/IEC 17025 - Testing. **Tests not covered by NATA are denoted with ***

Results Approved By
Larry Ye, Senior Chemist
Neena Tewari, Senior Chemist
Priya Samarawickrama, Senior Chemist
Timothy Toll, Senior Chemist

Authorised By
Nancy Zhang, Laboratory Manager

vTRH(C6-C10)/BTEXN in Water					
Our Reference	UNITS	414209-5	414209-6	414209-7	414209-8
Your Reference		Sed-2	BSW2	Sed-1	BSW1
Date Sampled		27/07/2026	27/07/2026	27/07/2026	27/07/2026
Type of sample		Water	Water	Water	Water
Date extracted	-	29/07/2026	29/07/2026	29/07/2026	29/07/2026
Date analysed	-	30/07/2026	30/07/2026	30/07/2026	30/07/2026
TRH C_6 - C_9	µg/L	<10	<10	<10	<10
TRH C_6 - C_{10}	µg/L	<10	<10	<10	<10
TRH C_6 - C_{10} less BTEX (F1)	µg/L	<10	<10	<10	<10
Benzene	µg/L	<1	<1	<1	<1
Toluene	µg/L	<1	<1	<1	<1
Ethylbenzene	µg/L	<1	<1	<1	<1
m+p-xylene	µg/L	<2	<2	<2	<2
o-xylene	µg/L	<1	<1	<1	<1
Naphthalene	µg/L	<1	<1	<1	<1
Surrogate Dibromofluoromethane	%	114	109	109	113
Surrogate Toluene-d8	%	99	99	96	99
Surrogate 4-Bromofluorobenzene	%	86	87	86	86

svTRH (C10-C40) in Water					
Our Reference		414209-5	414209-6	414209-7	414209-8
Your Reference	UNITS	Sed-2	BSW2	Sed-1	BSW1
Date Sampled		27/07/2026	27/07/2026	27/07/2026	27/07/2026
Type of sample		Water	Water	Water	Water
Date extracted	-	29/07/2026	29/07/2026	29/07/2026	29/07/2026
Date analysed	-	30/07/2026	29/07/2026	29/07/2026	30/07/2026
TRH C_{10} - C_{14}	µg/L	<50	<50	<50	<50
TRH C_{15} - C_{28}	µg/L	130	<100	110	<100
TRH C_{29} - C_{36}	µg/L	<100	<100	<100	<100
Total +ve TRH (C10-C36)	µg/L	130	<50	110	<50
TRH >C_{10} - C_{16}	µg/L	53	<50	<50	<50
TRH >C_{16} - C_{34}	µg/L	140	<100	100	<100
TRH >C_{34} - C_{40}	µg/L	<100	<100	<100	<100
Total +ve TRH (>C10-C40)	µg/L	190	<50	100	<50
Surrogate o-Terphenyl	%	90	96	96	70

HM in water - dissolved					
Our Reference	UNITS	414209-5	414209-6	414209-7	414209-8
Your Reference		Sed-2	BSW2	Sed-1	BSW1
Date Sampled		27/07/2026	27/07/2026	27/07/2026	27/07/2026
Type of sample		Water	Water	Water	Water
Date prepared	-	29/07/2026	29/07/2026	29/07/2026	29/07/2026
Date analysed	-	29/07/2026	29/07/2026	29/07/2026	29/07/2026
Aluminium-Dissolved	µg/L	260	<10	170	<10
Arsenic-Dissolved	µg/L	12	2	5	2
Boron-Dissolved	µg/L	90	80	60	100
Cadmium-Dissolved	µg/L	<0.1	<0.1	<0.1	<0.1
Chromium-Dissolved	µg/L	26	<1	28	<1
Cobalt-Dissolved	µg/L	3	<1	<1	<1
Copper-Dissolved	µg/L	17	1	9	2
Lead-Dissolved	µg/L	<1	<1	<1	<1
Nickel-Dissolved	µg/L	4	1	2	2
Selenium-Dissolved	µg/L	2	<1	2	<1
Zinc-Dissolved	µg/L	8	13	7	29

Metals in Waters - Acid extractable						
Our Reference		414209-1	414209-2	414209-3	414209-4	414209-5
Your Reference	UNITS	GW1	GW3	LP	WL	Sed-2
Date Sampled		27/07/2026	27/07/2026	27/07/2026	27/07/2026	27/07/2026
Type of sample		Water	Water	Water	Water	Water
Date prepared	-	29/07/2026	29/07/2026	29/07/2026	29/07/2026	29/07/2026
Date analysed	-	29/07/2026	29/07/2026	29/07/2026	29/07/2026	29/07/2026
Phosphorus - Total	mg/L	0.4	0.70	21	18	0.86

Metals in Waters - Acid extractable					
Our Reference		414209-6	414209-7	414209-8	414209-9
Your Reference	UNITS	BSW2	Sed-1	BSW1	QA0726
Date Sampled		27/07/2026	27/07/2026	27/07/2026	27/07/2026
Type of sample		Water	Water	Water	Water
Date prepared	-	29/07/2026	29/07/2026	29/07/2026	29/07/2026
Date analysed	-	29/07/2026	29/07/2026	29/07/2026	29/07/2026
Phosphorus - Total	mg/L	<0.05	<0.05	<0.05	0.4

Miscellaneous Inorganics						
Our Reference		414209-1	414209-2	414209-3	414209-4	414209-5
Your Reference	UNITS	GW1	GW3	LP	WL	Sed-2
Date Sampled		27/07/2026	27/07/2026	27/07/2026	27/07/2026	27/07/2026
Type of sample		Water	Water	Water	Water	Water
Date prepared	-	30/07/2026	30/07/2026	30/07/2026	30/07/2026	30/07/2026
Date analysed	-	30/07/2026	30/07/2026	30/07/2026	30/07/2026	30/07/2026
Ammonia as N in water	mg/L	1.6	1.7	4.8	5.7	0.49
Nitrite as N in water	mg/L	<0.005	0.03	<0.005	<0.005	0.38
Nitrate as N in water	mg/L	0.03	<0.005	<0.005	<0.005	1.7
NOx as N in water	mg/L	0.03	0.03	<0.005	<0.005	2.1
TKN in water	mg/L	[NA]	[NA]	23	22	4.2
Total Nitrogen in water	mg/L	[NA]	[NA]	23	22	6.3
Hexavalent Chromium, Cr^{6+} (dissolved)	mg/L	[NA]	[NA]	[NA]	[NA]	0.03

Miscellaneous Inorganics					
Our Reference		414209-6	414209-7	414209-8	414209-9
Your Reference	UNITS	BSW2	Sed-1	BSW1	QA0726
Date Sampled		27/07/2026	27/07/2026	27/07/2026	27/07/2026
Type of sample		Water	Water	Water	Water
Date prepared	-	30/07/2026	30/07/2026	30/07/2026	30/07/2026
Date analysed	-	30/07/2026	30/07/2026	30/07/2026	30/07/2026
Ammonia as N in water	mg/L	0.22	0.03	0.03	1.9
Nitrite as N in water	mg/L	0.009	0.32	<0.005	<0.005
Nitrate as N in water	mg/L	0.03	2.1	0.33	0.02
NOx as N in water	mg/L	0.04	2.4	0.33	0.03
TKN in water	mg/L	0.9	0.4	0.6	[NA]
Total Nitrogen in water	mg/L	0.9	2.9	0.9	[NA]
Hexavalent Chromium, Cr^{6+} (dissolved)	mg/L	<0.005	0.03	<0.005	[NA]

Miscellaneous Inorganics						
Our Reference		414209-3	414209-4	414209-5	414209-6	414209-7
Your Reference	UNITS	LP	WL	Sed-2	BSW2	Sed-1
Date Sampled		27/07/2026	27/07/2026	27/07/2026	27/07/2026	27/07/2026
Type of sample		Water	Water	Water	Water	Water
Date prepared	-	28/07/2026	28/07/2026	28/07/2026	28/07/2026	28/07/2026
Date analysed	-	28/07/2026	28/07/2026	28/07/2026	28/07/2026	28/07/2026
Total Suspended Solids	mg/L	18	32	17	7	9
pH	pH Units	7.4	7.3	9.3	7.0	9.1
Electrical Conductivity	µS/cm	2,900	3,500	980	870	570

Miscellaneous Inorganics		
Our Reference		414209-8
Your Reference	UNITS	BSW1
Date Sampled		27/07/2026
Type of sample		Water
Date prepared	-	28/07/2026
Date analysed	-	28/07/2026
Total Suspended Solids	mg/L	<5
pH	pH Units	7.4
Electrical Conductivity	µS/cm	1,100

Method ID	Methodology Summary
Ext-073_F	Analysis of pH using in-house method INORG-001, analysed by Envirolab Newcastle - NATA Site No. 18077.
Ext-073_G	Analysis of Conductivity using in-house method INORG-002, analysed by Envirolab Newcastle - NATA Site No. 18077.
Ext-073_J	Analysis of Total Suspended Solids using in-house method INORG-019, analysed by Envirolab Newcastle - NATA Site No. 18077.
Inorg-055	Nitrate - determined colourimetrically. Waters samples are filtered on receipt prior to analysis. Soils are analysed following a water extraction.
Inorg-055	Nitrite - determined colourimetrically based on APHA latest edition NO2- B. Waters samples are filtered on receipt prior to analysis. Soils are analysed following a water extraction.
Inorg-055/062/127	Total Nitrogen - Calculation sum of TKN and oxidised Nitrogen. Alternatively analysed by combustion and chemiluminescence.
Inorg-057	Ammonia - determined colourimetrically, based on APHA latest edition 4500-NH3 F. Waters samples are filtered on receipt prior to analysis. Soils are analysed following a KCl extraction.
Inorg-062	TKN - determined colourimetrically based on APHA latest edition 4500 Norg. Alternatively, TKN can be derived from calculation (Total N - NOx).
Inorg-118	Hexavalent Chromium (Cr6+) - determined firstly by separation using ion chromatography followed by the colourimetric analytical finish. Water samples are ideally field filtered into alkali preserved containers prior to receipt for dissolved Cr6+ analysis. Unfiltered water samples into alkali preserved containers (or pH adjusted to pH 8-9 on receipt) can be classified as Total (unfiltered) Cr6+. Please note, for 'Total/Unfiltered' Trivalent Chromium in waters [calculated], these results may be exaggerated due to the digestive limitation of 'Total/Unfiltered' Hexavalent Chromium in NaOH at pH 8-9 compared to more comprehensive digestion for Total Chromium using the mineral acids HNO3 and HCl. Solid (includes soils, filters, paints, swabs for example) samples are extracted in a buffered catalysed solution prior to the analytical finish above. Water extractable options are available (e.g. as an option for filters) on request. Impingers may need pH adjusting to pH 8-9 prior to IC-colourimetric analytical finish.

Method ID	Methodology Summary
Metals-020	Determination of various metals/elements by ICP-AES. Where salts (oxides, chlorides etc.) are calculated from the element concentration stoichiometrically there is no guarantee that the salt form is completely soluble in the acids used in the preparation. Where molecular anion forms are calculated from an element (e.g. SO4 from S or PO4 from P stoichiometrically), the assumption is that the element is only present in that molecular anion form. Submission of low masses of sample e.g. for dust samples, may result in raised PQLs.
Metals-022	Determination of various metals by ICP-MS. Please note for Bromine and Iodine, any forms of these elements that are present are included together in the one result reported for each of these two elements. Where salts (oxides, chlorides etc.) are calculated from the element concentration stoichiometrically there is no guarantee that the salt form is completely soluble in the acids used in the preparation.
Org-020	Soil samples are extracted with Dichloromethane/Acetone and waters with Dichloromethane and analysed by GC-FID. F2 = (>C10-C16)-Naphthalene as per NEPM B1 Guideline on Investigation Levels for Soil and Groundwater (HSLs Tables 1A (3, 4)). Note Naphthalene is determined from the VOC analysis.
Org-023	Water samples are analysed directly by purge and trap GC-MS.
Org-023	Soil samples are extracted with methanol and spiked into water prior to analysing by purge and trap GC-MS. Water samples are analysed directly by purge and trap GC-MS. F1 = (C6-C10)-BTEX as per NEPM B1 Guideline on Investigation Levels for Soil and Groundwater.
Org-023	Soil samples are extracted with methanol and spiked into water prior to analysing by purge and trap GC-MS. Water samples are analysed directly by purge and trap GC-MS. F1 = (C6-C10)-BTEX as per NEPM B1 Guideline on Investigation Levels for Soil and Groundwater. Note, the Total +ve Xylene PQL is reflective of the lowest individual PQL and is therefore "Total +ve Xylenes" is simply a sum of the positive individual Xylenes.

QUALITY CONTROL: vTRH(C6-C10)/BTEXN in Water						Duplicate			Spike Recovery %	
Test Description	Units	PQL	Method	Blank	#	Base	Dup.	RPD	LCS-W3	[NT]
Date extracted	-			29/07/2026	[NT]	[NT]	[NT]	[NT]	29/07/2026	[NT]
Date analysed	-			30/07/2026	[NT]	[NT]	[NT]	[NT]	30/07/2026	[NT]
TRH C_6 - C_9	µg/L	10	Org-023	<10	[NT]	[NT]	[NT]	[NT]	107	[NT]
TRH C_6 - C_{10}	µg/L	10	Org-023	<10	[NT]	[NT]	[NT]	[NT]	107	[NT]
Benzene	µg/L	1	Org-023	<1	[NT]	[NT]	[NT]	[NT]	105	[NT]
Toluene	µg/L	1	Org-023	<1	[NT]	[NT]	[NT]	[NT]	99	[NT]
Ethylbenzene	µg/L	1	Org-023	<1	[NT]	[NT]	[NT]	[NT]	106	[NT]
m+p-xylene	µg/L	2	Org-023	<2	[NT]	[NT]	[NT]	[NT]	113	[NT]
o-xylene	µg/L	1	Org-023	<1	[NT]	[NT]	[NT]	[NT]	115	[NT]
Naphthalene	µg/L	1	Org-023	<1	[NT]	[NT]	[NT]	[NT]	[NT]	[NT]
Surrogate Dibromofluoromethane	%		Org-023	111	[NT]	[NT]	[NT]	[NT]	104	[NT]
Surrogate Toluene-d8	%		Org-023	99	[NT]	[NT]	[NT]	[NT]	100	[NT]
Surrogate 4-Bromofluorobenzene	%		Org-023	89	[NT]	[NT]	[NT]	[NT]	113	[NT]

QUALITY CONTROL: svTRH (C10-C40) in Water						Duplicate			Spike Recovery %	
Test Description	Units	PQL	Method	Blank	#	Base	Dup.	RPD	LCS-W1	[NT]
Date extracted	-			29/07/2026	[NT]	[NT]	[NT]	[NT]	29/07/2026	[NT]
Date analysed	-			29/07/2026	[NT]	[NT]	[NT]	[NT]	29/07/2026	[NT]
TRH C_{10} - C_{14}	µg/L	50	Org-020	<50	[NT]	[NT]	[NT]	[NT]	108	[NT]
TRH C_{15} - C_{28}	µg/L	100	Org-020	<100	[NT]	[NT]	[NT]	[NT]	95	[NT]
TRH C_{29} - C_{36}	µg/L	100	Org-020	<100	[NT]	[NT]	[NT]	[NT]	114	[NT]
TRH >C_{10} - C_{16}	µg/L	50	Org-020	<50	[NT]	[NT]	[NT]	[NT]	108	[NT]
TRH >C_{16} - C_{34}	µg/L	100	Org-020	<100	[NT]	[NT]	[NT]	[NT]	95	[NT]
TRH >C_{34} - C_{40}	µg/L	100	Org-020	<100	[NT]	[NT]	[NT]	[NT]	114	[NT]
Surrogate o-Terphenyl	%		Org-020	78	[NT]	[NT]	[NT]	[NT]	93	[NT]

QUALITY CONTROL: HM in water - dissolved						Duplicate			Spike Recovery %	
Test Description	Units	PQL	Method	Blank	#	Base	Dup.	RPD	LCS-W2	[NT]
Date prepared	-			29/07/2026	5	29/07/2026	29/07/2026		29/07/2026	[NT]
Date analysed	-			29/07/2026	5	29/07/2026	29/07/2026		29/07/2026	[NT]
Aluminium-Dissolved	µg/L	10	Metals-022	<10	5	260	260	0	101	[NT]
Arsenic-Dissolved	µg/L	1	Metals-022	<1	5	12	12	0	105	[NT]
Boron-Dissolved	µg/L	20	Metals-022	<20	5	90	80	12	109	[NT]
Cadmium-Dissolved	µg/L	0.1	Metals-022	<0.1	5	<0.1	<0.1	0	104	[NT]
Chromium-Dissolved	µg/L	1	Metals-022	<1	5	26	27	4	93	[NT]
Cobalt-Dissolved	µg/L	1	Metals-022	<1	5	3	3	0	94	[NT]
Copper-Dissolved	µg/L	1	Metals-022	<1	5	17	17	0	96	[NT]
Lead-Dissolved	µg/L	1	Metals-022	<1	5	<1	<1	0	105	[NT]
Nickel-Dissolved	µg/L	1	Metals-022	<1	5	4	5	22	95	[NT]
Selenium-Dissolved	µg/L	1	Metals-022	<1	5	2	1	67	104	[NT]
Zinc-Dissolved	µg/L	1	Metals-022	<1	5	8	8	0	106	[NT]

QUALITY CONTROL: Metals in Waters - Acid extractable						Duplicate			Spike Recovery %	
Test Description	Units	PQL	Method	Blank	#	Base	Dup.	RPD	LCS-W1	[NT]
Date prepared	-			29/07/2026	5	29/07/2026	29/07/2026		29/07/2026	[NT]
Date analysed	-			29/07/2026	5	29/07/2026	29/07/2026		29/07/2026	[NT]
Phosphorus - Total	mg/L	0.05	Metals-020	<0.05	5	0.86	0.85	1	92	[NT]

QUALITY CONTROL: Miscellaneous Inorganics						Duplicate			Spike Recovery %	
Test Description	Units	PQL	Method	Blank	#	Base	Dup.	RPD	LCS-W1	414209-2
Date prepared	-			30/07/2026	1	30/07/2026	30/07/2026		30/07/2026	30/07/2026
Date analysed	-			30/07/2026	1	30/07/2026	30/07/2026		30/07/2026	30/07/2026
Ammonia as N in water	mg/L	0.005	Inorg-057	<0.005	1	1.6	1.5	6	101	104
Nitrite as N in water	mg/L	0.005	Inorg-055	<0.005	1	<0.005	<0.005	0	94	102
Nitrate as N in water	mg/L	0.005	Inorg-055	<0.005	1	0.03	0.02	40	100	94
NOx as N in water	mg/L	0.005	Inorg-055	<0.005	1	0.03	0.03	0	100	94
TKN in water	mg/L	0.1	Inorg-062	<0.1	3	23	[NT]		[NT]	[NT]
Total Nitrogen in water	mg/L	0.1	Inorg-055/062/127	<0.1	3	23	20	14	102	[NT]
Hexavalent Chromium, Cr^{6+} (dissolved)	mg/L	0.005	Inorg-118	<0.005	5	0.03	0.03	0	102	[NT]

QUALITY CONTROL: Miscellaneous Inorganics						Duplicate			Spike Recovery %	
Test Description	Units	PQL	Method	Blank	#	Base	Dup.	RPD	[NT]	414209-4
Date prepared	-			[NT]	3	30/07/2026	30/07/2026		[NT]	30/07/2026
Date analysed	-			[NT]	3	30/07/2026	30/07/2026		[NT]	30/07/2026
Ammonia as N in water	mg/L	0.005	Inorg-057	[NT]	3	4.8	[NT]		[NT]	[NT]
Nitrite as N in water	mg/L	0.005	Inorg-055	[NT]	3	<0.005	[NT]		[NT]	[NT]
Nitrate as N in water	mg/L	0.005	Inorg-055	[NT]	3	<0.005	[NT]		[NT]	[NT]
NOx as N in water	mg/L	0.005	Inorg-055	[NT]	3	<0.005	[NT]		[NT]	[NT]
TKN in water	mg/L	0.1	Inorg-062	[NT]	5	4.2	[NT]		[NT]	[NT]
Total Nitrogen in water	mg/L	0.1	Inorg-055/062/127	[NT]	5	6.3	[NT]		[NT]	118

QUALITY CONTROL: Miscellaneous Inorganics						Duplicate			Spike Recovery %	
Test Description	Units	PQL	Method	Blank	#	Base	Dup.	RPD	[NT]	[NT]
Date prepared	-			[NT]	5	30/07/2026	30/07/2026		[NT]	[NT]
Date analysed	-			[NT]	5	30/07/2026	30/07/2026		[NT]	[NT]
Ammonia as N in water	mg/L	0.005	Inorg-057	[NT]	5	0.49	[NT]		[NT]	[NT]
Nitrite as N in water	mg/L	0.005	Inorg-055	[NT]	5	0.38	[NT]		[NT]	[NT]
Nitrate as N in water	mg/L	0.005	Inorg-055	[NT]	5	1.7	[NT]		[NT]	[NT]
NOx as N in water	mg/L	0.005	Inorg-055	[NT]	5	2.1	[NT]		[NT]	[NT]

QUALITY CONTROL: Miscellaneous Inorganics						Duplicate			Spike Recovery %	
Test Description	Units	PQL	Method	Blank	#	Base	Dup.	RPD	LCS-1	[NT]
Date prepared	-			28/07/2026	3	28/07/2026	28/07/2026		28/07/2026	[NT]
Date analysed	-			28/07/2026	3	28/07/2026	28/07/2026		28/07/2026	[NT]
Total Suspended Solids	mg/L	5	Ext-073_J	<5	3	18	[NT]		100	[NT]
pH	pH Units		Ext-073_F	[NT]	3	7.4	7.5	1	98	[NT]
Electrical Conductivity	µS/cm	2	Ext-073_G	[NT]	3	2900	2900	0	100	[NT]

Result Definitions

NT	Not tested
NA	Test not required
INS	Insufficient sample for this test
PQL	Practical Quantitation Limit
<	Less than
>	Greater than
RPD	Relative Percent Difference
LCS	Laboratory Control Sample
NS	Not specified
NEPM	National Environmental Protection Measure
NR	Not Reported

Quality Control Definitions

Blank	This is the component of the analytical signal which is not derived from the sample but from reagents, glassware etc, can be determined by processing solvents and reagents in exactly the same manner as for samples.
Duplicate	This is the complete duplicate analysis of a sample from the process batch. If possible, the sample selected should be one where the analyte concentration is easily measurable.
Matrix Spike	A portion of the sample is spiked with a known concentration of target analyte. The purpose of the matrix spike is to monitor the performance of the analytical method used and to determine whether matrix interferences exist.
LCS (Laboratory Control Sample)	This comprises either a standard reference material or a control matrix (such as a blank sand or water) fortified with analytes representative of the analyte class. It is simply a check sample.
Surrogate Spike	Surrogates are known additions to each sample, blank, matrix spike and LCS in a batch, of compounds which are similar to the analyte of interest, however are not expected to be found in real samples.

Laboratory Acceptance Criteria

Duplicate sample and matrix spike recoveries may not be reported on smaller jobs, however, were analysed at a frequency to meet or exceed NEPM requirements. All samples are tested in batches of 20. The duplicate sample RPD and matrix spike recoveries for the batch were within the laboratory acceptance criteria.

Filters, swabs, wipes, tubes and badges will not have duplicate data as the whole sample is generally extracted during sample extraction.

Spikes for Physical and Aggregate Tests are not applicable.

For VOCs in water samples, three vials are required for duplicate or spike analysis.

Duplicates: >10xPQL - RPD acceptance criteria will vary depending on the analytes and the analytical techniques but is typically in the range 20%-50% – see ELN-P05 QA/QC tables for details; <10xPQL - RPD are higher as the results approach PQL and the estimated measurement uncertainty will statistically increase.

Air volumes are typically provided by customers (often as flow rate(s) and sampling time(s) and/or simply volumes) sampled or exposure times (determines 'volume' passive badges are exposed to)). Hence in such circumstances the volume measurement is inevitably not covered by Envirolab's NATA accreditation. An exception may occur where Envirolab Newcastle does the sampling where accreditation exists for certain types of sampling and hence volume determination(s). Note air volumes are often used to determine concentrations for dust and/or analyses on filters, sorbents and in impingers. For canister sampling, the air volume is covered by Envirolab's NATA accreditation.

Matrix Spikes, LCS and Surrogate recoveries: Generally 70-130% for inorganics/metals (not SPOCAS); 60-140% for organics/SPOCAS (+/-50% surrogates) and 10-140% for labile SVOCs (including labile surrogates), ultra trace organics and speciated phenols is acceptable.

In circumstances where no duplicate and/or sample spike has been reported at 1 in 10 and/or 1 in 20 samples respectively, the sample volume submitted was insufficient in order to satisfy laboratory QA/QC protocols.

When samples are received where certain analytes are outside of recommended technical holding times (THTs), the analysis has proceeded. Where analytes are on the verge of breaching THTs, every effort will be made to analyse within the THT or as soon as practicable.

Where sampling dates are not provided, Envirolab are not in a position to comment on the validity of the analysis where recommended technical holding times may have been breached.

Measurement Uncertainty estimates can be downloaded from the Envirolab Resources website or obtained directly by contacting the laboratory.

Analysis of aqueous samples typically involves the extraction/digestion and/or analysis of the liquid phase only (i.e. NOT any settled sediment phase but inclusive of suspended particles if present), unless stipulated on the Envirolab COC and/or by correspondence. Notable exceptions include certain Physical Tests (pH/EC/BOD/COD/Apparent Colour etc.), Solids testing, total recoverable metals and PFAS where solids are included by default.

For Dust Deposit Gauge (DDG) analysis the sampling, sampling period and funnel exposure area do not fall under Envirolab's NATA accreditation (unless the Newcastle laboratory where responsible for the sampling), hence the annotation on the DDG units of reporting.

Urine Analysis - The BEI values listed are taken from the 2022 edition of "TLVs and BEIs Threshold Limits" by ACGIH.

CHAIN OF CUSTODY - Client

ENVIROLAB GROUP

Company:	RCA Australia	**RCA Reference Number (i.e. report title)**	13589a
Contact person:	Fiona Brooker	**PO No. (if applicable):**	Not applicable
Project Mgr:	Fiona Brooker	**Envirolab Quote No. :**	BM8
Sampler:	Damien	**Date results required:**	
Address:	92 Hill St Carrington, NSW 2294		
Phone:	02 4902 9200 **Mob:** 0404371451		
Email results to:	administrator@rca.com.au + enviro@rca.com.au	**Lab comments:**	
Email invoice to:			

ENVIROLAB GROUP

Sydney Lab - Envirolab Services
12 Ashley St, Chatswood, NSW 2067
02 9910 6200 sydney@envirolab.com.au

Sample information					Tests Required										Comments
Envirolab Sample ID	Client Sample ID	Date sampled	Type of sample	# Containers	E01580 - Total Suspended Solids (TSS)	E00705-NH3, E00815-NO2, E00790-NO3, E00850-NOx, E01090-Total P)	E010300 - Nutrient Suite (NH3, NO2, NO3, NOx, TKN (calc), Total N, Total P)	E07290 and E07220 TRH C6-C40	E03010_D - Dissolved (Aluminium, Arsenic, Boron, Cadmium, Chromium, Cobalt, Copper, Lead, Nickel, Selenium, Zinc)	E05360 - Hexavalent Chromium	E01140 - pH	E01150 - Electrical Conductivity		Sediment within container to be included in analysis if X	Provide as much information about the sample as you can
1	GW1	27/07/2026	Water	4		x								x	
2	GW3	27/07/2026	Water	4		x								x	
3	LP	27/07/2026	Water	4	x		x				x	x		x	
4	WL	27/07/2026	Water	4	x		x				x	x		x	
5	Sed-2	27/07/2026	Water	9	x		x	x	x	x	x	x		x	
6	BSW2	27/07/2026	Water	9	x		x	x	x	x	x	x		x	
7	Sed-1	27/07/2026	Water	9	x		x	x	x	x	x	x		x	
8	BSW1	27/07/2026	Water	9	x		x	x	x	x	x	x		x	
9	QA 07726	27/07/2026	Water	4		x								x	
			Total	56	6	3	6	4	4	4	6	6		2	

Envirolab Services
12 Ashley
Chatswood NSW 2
Ph: (02) 9910 6

Job No: 414209
Date Received: 28/7/26
Time Received: 9:22 am
Received By:
Temp: Cool/Ambient
Cooling: Ice/Icepack
Security: Intact/Broken/None

Relinquished by (company):	RCA Australia	**Received by (company):**	Envirolab	***Lab use only:***			
Print Name:	Damien	**Print Name:**	Santhosh Joseph	**Job Number**	414209	**Cooling:**	Ice / Ice Pack / None
Date & Time:	27/07/2026	**Date & Time:**	27/7/26 15:30	**Temperature**	13.8	**Security Seal:**	Intact / Broken / Not Used
Signature:		**Signature:**		**TAT Req:**	SAME DAY / 1 / 2 / 3 / 4 / STD		

Envirolab Services Pty Ltd
ABN 37 112 535 645
12 Ashley St Chatswood NSW 2067
ph 02 9910 6200 fax 02 9910 6201
customerservice@envirolab.com.au
www.envirolab.com.au

SAMPLE RECEIPT ADVICE

Client Details

Client	RCA Australia
Attention	RCA Administrator

Sample Login Details

Your reference	13589a
Envirolab Reference	414209
Date Sample Received	28/07/2026
Date Instructions Received	28/07/2026
Date Results Expected to be Reported	04/08/2026

Sample Condition

Samples received in appropriate condition for analysis	Yes
No. of Samples Provided	9 Water
Turnaround Time Requested	Standard
Temperature on Receipt (°C)	13.8
Cooling Method	Ice
Sampling Date Provided	YES

Comments

Nil

Please direct any queries to:

Aileen Hie	Jacinta Hurst
Phone: 02 9910 6200	**Phone: 02 9910 6200**
Fax: 02 9910 6201	**Fax: 02 9910 6201**
Email: ahie@envirolab.com.au	**Email: jhurst@envirolab.com.au**

Analysis Underway, details on the following page:

Envirolab Services Pty Ltd
ABN 37 112 535 645
12 Ashley St Chatswood NSW 2067
ph 02 9910 6200 fax 02 9910 6201
customerservice@envirolab.com.au
www.envirolab.com.au

Sample ID	vTRH(C6-C10)/BTEXN in Water	svTRH (C10-C40) in Water	HM in water - dissolved	Metals in Waters - Acid extractable	Ammonia as N in water	Nitrite as N in water	Nitrate as N in water	NOx as N in water	TKN in water	Total Nitrogen in water	Hexavalent Chromium, Cr6+ (dissolved)	Miscellaneous inorganics
GW1				✓	✓	✓	✓	✓				
GW3				✓	✓	✓	✓	✓				
LP				✓	✓	✓	✓	✓	✓	✓		✓
WL				✓	✓	✓	✓	✓	✓	✓		✓
Sed-2	✓	✓	✓	✓	✓	✓	✓	✓	✓	✓	✓	✓
BSW2	✓	✓	✓	✓	✓	✓	✓	✓	✓	✓	✓	✓
Sed-1	✓	✓	✓	✓	✓	✓	✓	✓	✓	✓	✓	✓
BSW1	✓	✓	✓	✓	✓	✓	✓	✓	✓	✓	✓	✓
QA0726				✓	✓	✓	✓	✓				

The '✓' indicates the testing you have requested. **THIS IS NOT A REPORT OF THE RESULTS.**

Additional Info

Sample storage - Waters are routinely disposed of approximately 1 month and soils approximately 2 months from receipt.

Requests for longer term sample storage must be received in writing.

Please contact the laboratory immediately if observed settled sediment present in water samples is to be included in the extraction and/or analysis (exceptions include certain Physical Tests (pH/EC/BOD/COD/Apparent Colour etc.), Solids testing, Total Recoverable metals and PFAS analysis where solids are included by default.

TAT for Micro is dependent on incubation. This varies from 3 to 6 days.

We acknowledge receipt of your samples and Purchase Order (PO) (if provided). If a PO includes your terms & conditions, Envirolab hereby expressly rejects and will not be bound by any external or third-party terms and conditions, including those referenced or attached to a PO.

All services to be performed by Envirolab will be governed exclusively by Envirolab's General Terms and Conditions attached to this acknowledgement (Envirolab Terms) via hyperlink or found on our websites.

If you do not object in writing within two (2) business days of the date of this acknowledgement, you will be deemed to have accepted the Envirolab Terms. In addition, your provision of further instructions, additional samples, payment of any invoice, or acceptance of services or results from Envirolab will constitute acceptance of the Envirolab Terms. For clarity, Envirolab's commencement or continuation of work following receipt of the PO is performed solely under the Envirolab Terms and does not constitute acceptance of any external terms. All rights are expressly reserved.

Envirolab Services Pty Ltd
ABN 37 112 535 645
12 Ashley St Chatswood NSW 2067
ph 02 9910 6200 fax 02 9910 6201
customerservice@envirolab.com.au
www.envirolab.com.au

CERTIFICATE OF ANALYSIS 416566

Client Details

Client	RCA Australia
Attention	RCA Administrator
Address	PO Box 175, Carrington, NSW, 2294

Sample Details

Your Reference	**13589a**
Number of Samples	9 Water
Date samples received	26/08/2026
Date completed instructions received	27/08/2026

Analysis Details

Please refer to the following pages for results, methodology summary and quality control data.

Samples were analysed as received from the client unless as indicated below in the method summaries. Results relate specifically to the samples as received.

Results are reported on a dry weight basis for solids and on an as received basis for other matrices.

Please refer to the last page of this report for any comments relating to the results.

Report Details

Date results requested by	03/09/2026
Date of Issue	03/09/2026

NATA Accreditation Number 2901. This document shall not be reproduced except in full.

Accredited for compliance with ISO/IEC 17025 - Testing. **Tests not covered by NATA are denoted with ***

Results Approved By
Jenny He, Inorganic Team Leader
Larry Ye, Senior Chemist
Laura Schofield, Lab Manager
Timothy Toll, Senior Chemist

Authorised By
Nancy Zhang, Laboratory Manager

vTRH(C6-C10)/BTEXN in Water						
Our Reference		416566-1	416566-2	416566-5	416566-6	416566-7
Your Reference	UNITS	GW1	GW3	Sed-2	BSW2	Sed-1
Date Sampled		26/08/2026	26/08/2026	26/08/2026	26/08/2026	26/08/2026
Type of sample		Water	Water	Water	Water	Water
Date extracted	-	02/09/2026	02/09/2026	02/09/2026	02/09/2026	02/09/2026
Date analysed	-	03/09/2026	03/09/2026	03/09/2026	03/09/2026	03/09/2026
TRH C_6 - C_9	µg/L	<10	<100	<10	<100	<10
TRH C_6 - C_{10}	µg/L	<10	<100	<10	<100	<10
TRH C_6 - C_{10} less BTEX (F1)	µg/L	<10	<100	<10	<100	<10
Benzene	µg/L	<1	<10	<1	<10	<1
Toluene	µg/L	<1	<10	<1	<10	<1
Ethylbenzene	µg/L	<1	<10	<1	<10	<1
m+p-xylene	µg/L	<2	<20	<2	<20	<2
o-xylene	µg/L	<1	<10	<1	<10	<1
Naphthalene	µg/L	<1	<10	<1	<10	<1
Surrogate Dibromofluoromethane	%	105	105	105	105	104
Surrogate Toluene-d8	%	95	97	95	95	98
Surrogate 4-Bromofluorobenzene	%	111	110	114	112	110

vTRH(C6-C10)/BTEXN in Water			
Our Reference		416566-8	416566-9
Your Reference	UNITS	BSW1	QA0826
Date Sampled		26/08/2026	26/08/2026
Type of sample		Water	Water
Date extracted	-	02/09/2026	02/09/2026
Date analysed	-	03/09/2026	03/09/2026
TRH C_6 - C_9	µg/L	<10	<10
TRH C_6 - C_{10}	µg/L	<10	<10
TRH C_6 - C_{10} less BTEX (F1)	µg/L	<10	<10
Benzene	µg/L	<1	<1
Toluene	µg/L	<1	<1
Ethylbenzene	µg/L	<1	<1
m+p-xylene	µg/L	<2	<2
o-xylene	µg/L	<1	<1
Naphthalene	µg/L	<1	<1
Surrogate Dibromofluoromethane	%	106	105
Surrogate Toluene-d8	%	96	96
Surrogate 4-Bromofluorobenzene	%	111	113

svTRH (C10-C40) in Water						
Our Reference		416566-1	416566-2	416566-5	416566-6	416566-7
Your Reference	UNITS	GW1	GW3	Sed-2	BSW2	Sed-1
Date Sampled		26/08/2026	26/08/2026	26/08/2026	26/08/2026	26/08/2026
Type of sample		Water	Water	Water	Water	Water
Date extracted	-	28/08/2026	28/08/2026	28/08/2026	28/08/2026	28/08/2026
Date analysed	-	28/08/2026	28/08/2026	28/08/2026	29/08/2026	28/08/2026
TRH C_{10} - C_{14}	µg/L	<50	<50	<50	<50	<50
TRH C_{15} - C_{28}	µg/L	160	410	290	100	100
TRH C_{29} - C_{36}	µg/L	<100	100	<100	<100	<100
Total +ve TRH (C10-C36)	µg/L	160	510	290	100	100
TRH >C_{10} - C_{16}	µg/L	<50	91	83	<50	<50
TRH >C_{16} - C_{34}	µg/L	190	440	300	120	120
TRH >C_{34} - C_{40}	µg/L	<100	<100	<100	<100	<100
Total +ve TRH (>C10-C40)	µg/L	190	530	390	120	120
Surrogate o-Terphenyl	%	100	91	94	85	83

svTRH (C10-C40) in Water			
Our Reference		416566-8	416566-9
Your Reference	UNITS	BSW1	QA0826
Date Sampled		26/08/2026	26/08/2026
Type of sample		Water	Water
Date extracted	-	28/08/2026	28/08/2026
Date analysed	-	29/08/2026	28/08/2026
TRH C_{10} - C_{14}	µg/L	<50	<50
TRH C_{15} - C_{28}	µg/L	<100	<100
TRH C_{29} - C_{36}	µg/L	<100	<100
Total +ve TRH (C10-C36)	µg/L	<50	<50
TRH >C_{10} - C_{16}	µg/L	<50	<50
TRH >C_{16} - C_{34}	µg/L	<100	<100
TRH >C_{34} - C_{40}	µg/L	<100	<100
Total +ve TRH (>C10-C40)	µg/L	<50	<50
Surrogate o-Terphenyl	%	84	92

PAHs in Water			
Our Reference	UNITS	416566-1	416566-2
Your Reference		GW1	GW3
Date Sampled		26/08/2026	26/08/2026
Type of sample		Water	Water
Date extracted	-	28/08/2026	28/08/2026
Date analysed	-	31/08/2026	31/08/2026
Naphthalene	µg/L	<0.1	<0.1
Acenaphthylene	µg/L	<0.1	<0.1
Acenaphthene	µg/L	<0.1	<0.1
Fluorene	µg/L	<0.1	<0.1
Phenanthrene	µg/L	<0.1	<0.1
Anthracene	µg/L	<0.1	<0.1
Fluoranthene	µg/L	<0.1	<0.1
Pyrene	µg/L	<0.1	<0.1
Benzo(a)anthracene	µg/L	<0.1	<0.1
Chrysene	µg/L	<0.1	<0.1
Benzo(b,j+k)fluoranthene	µg/L	<0.2	<0.2
Benzo(a)pyrene	µg/L	<0.1	<0.1
Indeno(1,2,3-c,d)pyrene	µg/L	<0.1	<0.1
Dibenzo(a,h)anthracene	µg/L	<0.1	<0.1
Benzo(g,h,i)perylene	µg/L	<0.1	<0.1
Total +ve PAH's	µg/L	<0.1	<0.1
Surrogate p-Terphenyl-d14	%	88	86

HM in water - dissolved						
Our Reference		416566-5	416566-6	416566-7	416566-8	416566-9
Your Reference	UNITS	Sed-2	BSW2	Sed-1	BSW1	QA0826
Date Sampled		26/08/2026	26/08/2026	26/08/2026	26/08/2026	26/08/2026
Type of sample		Water	Water	Water	Water	Water
Date prepared	-	28/08/2026	28/08/2026	28/08/2026	28/08/2026	28/08/2026
Date analysed	-	28/08/2026	28/08/2026	28/08/2026	28/08/2026	28/08/2026
Aluminium-Dissolved	µg/L	170	10	350	<10	380
Arsenic-Dissolved	µg/L	13	4	4	2	4
Boron-Dissolved	µg/L	100	70	60	100	70
Cadmium-Dissolved	µg/L	<0.1	<0.1	<0.1	<0.1	<0.1
Chromium-Dissolved	µg/L	9	<1	26	<1	25
Cobalt-Dissolved	µg/L	2	<1	<1	<1	<1
Copper-Dissolved	µg/L	16	<1	10	5	10
Lead-Dissolved	µg/L	1	<1	<1	<1	<1
Nickel-Dissolved	µg/L	6	1	2	2	2
Selenium-Dissolved	µg/L	1	<1	1	<1	1
Zinc-Dissolved	µg/L	26	26	18	35	19

Metals in Waters - Acid extractable						
Our Reference		416566-1	416566-2	416566-3	416566-4	416566-5
Your Reference	UNITS	GW1	GW3	LP	WL	Sed-2
Date Sampled		26/08/2026	26/08/2026	26/08/2026	26/08/2026	26/08/2026
Type of sample		Water	Water	Water	Water	Water
Date prepared	-	28/08/2026	28/08/2026	28/08/2026	28/08/2026	28/08/2026
Date analysed	-	28/08/2026	28/08/2026	28/08/2026	28/08/2026	28/08/2026
Phosphorus - Total	mg/L	0.3	0.70	26	22	2.2

Metals in Waters - Acid extractable					
Our Reference		416566-6	416566-7	416566-8	416566-9
Your Reference	UNITS	BSW2	Sed-1	BSW1	QA0826
Date Sampled		26/08/2026	26/08/2026	26/08/2026	26/08/2026
Type of sample		Water	Water	Water	Water
Date prepared	-	28/08/2026	28/08/2026	28/08/2026	28/08/2026
Date analysed	-	28/08/2026	28/08/2026	28/08/2026	28/08/2026
Phosphorus - Total	mg/L	0.2	<0.05	0.1	<0.05

Miscellaneous Inorganics						
Our Reference		416566-1	416566-2	416566-3	416566-4	416566-5
Your Reference	UNITS	GW1	GW3	LP	WL	Sed-2
Date Sampled		26/08/2026	26/08/2026	26/08/2026	26/08/2026	26/08/2026
Type of sample		Water	Water	Water	Water	Water
Date prepared	-	27/08/2026	27/08/2026	27/08/2026	27/08/2026	27/08/2026
Date analysed	-	27/08/2026	27/08/2026	27/08/2026	27/08/2026	27/08/2026
Ammonia as N in water	mg/L	0.86	3.5	15	0.39	0.03
Nitrite as N in water	mg/L	<0.005	<0.005	<0.005	<0.005	<0.005
Nitrate as N in water	mg/L	0.03	0.03	0.02	<0.005	0.007
NOx as N in water	mg/L	0.04	0.03	0.02	<0.005	0.007
TKN in water	mg/L	[NA]	[NA]	24	17	3.2
Total Nitrogen in water	mg/L	[NA]	[NA]	24	17	3.2
Hexavalent Chromium, Cr^{6+} (dissolved)	mg/L	[NA]	[NA]	[NA]	[NA]	<0.005

Miscellaneous Inorganics					
Our Reference		416566-6	416566-7	416566-8	416566-9
Your Reference	UNITS	BSW2	Sed-1	BSW1	QA0826
Date Sampled		26/08/2026	26/08/2026	26/08/2026	26/08/2026
Type of sample		Water	Water	Water	Water
Date prepared	-	27/08/2026	27/08/2026	27/08/2026	27/08/2026
Date analysed	-	27/08/2026	27/08/2026	27/08/2026	27/08/2026
Ammonia as N in water	mg/L	0.02	0.04	0.02	0.04
Nitrite as N in water	mg/L	<0.005	0.091	<0.005	0.099
Nitrate as N in water	mg/L	0.02	1.4	0.083	1.5
NOx as N in water	mg/L	0.03	1.5	0.086	1.6
TKN in water	mg/L	1.2	0.5	0.7	0.5
Total Nitrogen in water	mg/L	1.2	2.0	0.7	2.1
Hexavalent Chromium, Cr^{6+} (dissolved)	mg/L	<0.005	0.02	<0.005	0.02

Miscellaneous Inorganics						
Our Reference		416566-3	416566-4	416566-5	416566-6	416566-7
Your Reference	UNITS	LP	WL	Sed-2	BSW2	Sed-1
Date Sampled		26/08/2026	26/08/2026	26/08/2026	26/08/2026	26/08/2026
Type of sample		Water	Water	Water	Water	Water
Date prepared	-	26/08/2026	26/08/2026	26/08/2026	26/08/2026	26/08/2026
Date analysed	-	26/08/2026	26/08/2026	26/08/2026	26/08/2026	26/08/2026
Total Suspended Solids	mg/L	50	<5	50	14	12
pH	pH Units	7.6	7.6	8.8	7.5	9.3
Electrical Conductivity	µS/cm	3,400	3,200	1,200	1,000	600

Miscellaneous Inorganics			
Our Reference		416566-8	416566-9
Your Reference	UNITS	BSW1	QA0826
Date Sampled		26/08/2026	26/08/2026
Type of sample		Water	Water
Date prepared	-	26/08/2026	26/08/2026
Date analysed	-	26/08/2026	26/08/2026
Total Suspended Solids	mg/L	96	19
pH	pH Units	7.6	9.3
Electrical Conductivity	µS/cm	1,000	610

Method ID	Methodology Summary
Ext-073_F	Analysis of pH using in-house method INORG-001, analysed by Envirolab Newcastle - NATA Site No. 18077.
Ext-073_G	Analysis of Conductivity using in-house method INORG-002, analysed by Envirolab Newcastle - NATA Site No. 18077.
Ext-073_J	Analysis of Total Suspended Solids using in-house method INORG-019, analysed by Envirolab Newcastle - NATA Site No. 18077.
Inorg-055	Nitrate - determined colourimetrically. Waters samples are filtered on receipt prior to analysis. Soils are analysed following a water extraction.
Inorg-055	Nitrite - determined colourimetrically based on APHA latest edition NO2- B. Waters samples are filtered on receipt prior to analysis. Soils are analysed following a water extraction.
Inorg-055/062/127	Total Nitrogen - Calculation sum of TKN and oxidised Nitrogen. Alternatively analysed by combustion and chemiluminescence.
Inorg-057	Ammonia - determined colourimetrically, based on APHA latest edition 4500-NH3 F. Waters samples are filtered on receipt prior to analysis. Soils are analysed following a KCl extraction.
Inorg-062	TKN - determined colourimetrically based on APHA latest edition 4500 Norg. Alternatively, TKN can be derived from calculation (Total N - NOx).
Inorg-118	Hexavalent Chromium (Cr6+) - determined firstly by separation using ion chromatography followed by the colourimetric analytical finish. Water samples are ideally field filtered into alkali preserved containers prior to receipt for dissolved Cr6+ analysis. Unfiltered water samples into alkali preserved containers (or pH adjusted to pH 8-9 on receipt) can be classified as Total (unfiltered) Cr6+. Please note, for 'Total/Unfiltered' Trivalent Chromium in waters [calculated], these results may be exaggerated due to the digestive limitation of 'Total/Unfiltered' Hexavalent Chromium in NaOH at pH 8-9 compared to more comprehensive digestion for Total Chromium using the mineral acids HNO3 and HCl. Solid (includes soils, filters, paints, swabs for example) samples are extracted in a buffered catalysed solution prior to the analytical finish above. Water extractable options are available (e.g. as an option for filters) on request. Impingers may need pH adjusting to pH 8-9 prior to IC-colourimetric analytical finish.

Method ID	Methodology Summary
Metals-020	Determination of various metals/elements by ICP-AES. Where salts (oxides, chlorides etc.) are calculated from the element concentration stoichiometrically there is no guarantee that the salt form is completely soluble in the acids used in the preparation. Where molecular anion forms are calculated from an element (e.g. SO4 from S or PO4 from P stoichiometrically), the assumption is that the element is only present in that molecular anion form. Submission of low masses of sample e.g. for dust samples, may result in raised PQLs.
Metals-022	Determination of various metals by ICP-MS. Please note for Bromine and Iodine, any forms of these elements that are present are included together in the one result reported for each of these two elements. Where salts (oxides, chlorides etc.) are calculated from the element concentration stoichiometrically there is no guarantee that the salt form is completely soluble in the acids used in the preparation.
Org-020	Soil samples are extracted with Dichloromethane/Acetone and waters with Dichloromethane and analysed by GC-FID. F2 = (>C10-C16)-Naphthalene as per NEPM B1 Guideline on Investigation Levels for Soil and Groundwater (HSLs Tables 1A (3, 4)). Note Naphthalene is determined from the VOC analysis.
Org-022/025	Soil samples are extracted with Dichloromethane/Acetone and waters with Dichloromethane and analysed by GC-MS/GC-MSMS. Benzo(a)pyrene TEQ as per NEPM B1 Guideline on Investigation Levels for Soil and Groundwater - 2013.
Org-023	Water samples are analysed directly by purge and trap GC-MS.
Org-023	Soil samples are extracted with methanol and spiked into water prior to analysing by purge and trap GC-MS. Water samples are analysed directly by purge and trap GC-MS. F1 = (C6-C10)-BTEX as per NEPM B1 Guideline on Investigation Levels for Soil and Groundwater.
Org-023	Soil samples are extracted with methanol and spiked into water prior to analysing by purge and trap GC-MS. Water samples are analysed directly by purge and trap GC-MS. F1 = (C6-C10)-BTEX as per NEPM B1 Guideline on Investigation Levels for Soil and Groundwater. Note, the Total +ve Xylene PQL is reflective of the lowest individual PQL and is therefore "Total +ve Xylenes" is simply a sum of the positive individual Xylenes.

QUALITY CONTROL: vTRH(C6-C10)/BTEXN in Water					Duplicate				Spike Recovery %	
Test Description	Units	PQL	Method	Blank	#	Base	Dup.	RPD	LCS-W1	[NT]
Date extracted	-			02/09/2026	[NT]	[NT]	[NT]	[NT]	02/09/2026	[NT]
Date analysed	-			03/09/2026	[NT]	[NT]	[NT]	[NT]	03/09/2026	[NT]
TRH C_6 - C_9	µg/L	10	Org-023	<10	[NT]	[NT]	[NT]	[NT]	95	[NT]
TRH C_6 - C_{10}	µg/L	10	Org-023	<10	[NT]	[NT]	[NT]	[NT]	95	[NT]
Benzene	µg/L	1	Org-023	<1	[NT]	[NT]	[NT]	[NT]	94	[NT]
Toluene	µg/L	1	Org-023	<1	[NT]	[NT]	[NT]	[NT]	97	[NT]
Ethylbenzene	µg/L	1	Org-023	<1	[NT]	[NT]	[NT]	[NT]	95	[NT]
m+p-xylene	µg/L	2	Org-023	<2	[NT]	[NT]	[NT]	[NT]	94	[NT]
o-xylene	µg/L	1	Org-023	<1	[NT]	[NT]	[NT]	[NT]	95	[NT]
Naphthalene	µg/L	1	Org-023	<1	[NT]	[NT]	[NT]	[NT]	[NT]	[NT]
Surrogate Dibromofluoromethane	%		Org-023	103	[NT]	[NT]	[NT]	[NT]	95	[NT]
Surrogate Toluene-d8	%		Org-023	95	[NT]	[NT]	[NT]	[NT]	109	[NT]
Surrogate 4-Bromofluorobenzene	%		Org-023	114	[NT]	[NT]	[NT]	[NT]	87	[NT]

QUALITY CONTROL: svTRH (C10-C40) in Water						Duplicate			Spike Recovery %	
Test Description	Units	PQL	Method	Blank	#	Base	Dup.	RPD	LCS-W1	416566-2
Date extracted	-			28/08/2026	1	28/08/2026	28/08/2026		28/08/2026	28/08/2026
Date analysed	-			28/08/2026	1	28/08/2026	28/08/2026		28/08/2026	28/08/2026
TRH C_{10} - C_{14}	µg/L	50	Org-020	<50	1	<50	<50	0	114	109
TRH C_{15} - C_{28}	µg/L	100	Org-020	<100	1	160	190	17	99	98
TRH C_{29} - C_{36}	µg/L	100	Org-020	<100	1	<100	<100	0	114	98
TRH >C_{10} - C_{16}	µg/L	50	Org-020	<50	1	<50	<50	0	114	109
TRH >C_{16} - C_{34}	µg/L	100	Org-020	<100	1	190	220	15	99	98
TRH >C_{34} - C_{40}	µg/L	100	Org-020	<100	1	<100	<100	0	114	98
Surrogate o-Terphenyl	%		Org-020	82	1	100	96	4	96	95

QUALITY CONTROL: PAHs in Water						Duplicate			Spike Recovery %	
Test Description	Units	PQL	Method	Blank	#	Base	Dup.	RPD	LCS-W3	416566-2
Date extracted	-			28/08/2026	1	28/08/2026	28/08/2026		28/08/2026	28/08/2026
Date analysed	-			31/08/2026	1	31/08/2026	31/08/2026		31/08/2026	31/08/2026
Naphthalene	µg/L	0.1	Org-022/025	<0.1	1	<0.1	<0.1	0	102	102
Acenaphthylene	µg/L	0.1	Org-022/025	<0.1	1	<0.1	<0.1	0	[NT]	[NT]
Acenaphthene	µg/L	0.1	Org-022/025	<0.1	1	<0.1	<0.1	0	110	112
Fluorene	µg/L	0.1	Org-022/025	<0.1	1	<0.1	<0.1	0	93	96
Phenanthrene	µg/L	0.1	Org-022/025	<0.1	1	<0.1	<0.1	0	131	131
Anthracene	µg/L	0.1	Org-022/025	<0.1	1	<0.1	<0.1	0	[NT]	[NT]
Fluoranthene	µg/L	0.1	Org-022/025	<0.1	1	<0.1	<0.1	0	92	92
Pyrene	µg/L	0.1	Org-022/025	<0.1	1	<0.1	<0.1	0	104	104
Benzo(a)anthracene	µg/L	0.1	Org-022/025	<0.1	1	<0.1	<0.1	0	[NT]	[NT]
Chrysene	µg/L	0.1	Org-022/025	<0.1	1	<0.1	<0.1	0	93	90
Benzo(b,j+k)fluoranthene	µg/L	0.2	Org-022/025	<0.2	1	<0.2	<0.2	0	[NT]	[NT]
Benzo(a)pyrene	µg/L	0.1	Org-022/025	<0.1	1	<0.1	<0.1	0	96	98
Indeno(1,2,3-c,d)pyrene	µg/L	0.1	Org-022/025	<0.1	1	<0.1	<0.1	0	[NT]	[NT]
Dibenzo(a,h)anthracene	µg/L	0.1	Org-022/025	<0.1	1	<0.1	<0.1	0	[NT]	[NT]
Benzo(g,h,i)perylene	µg/L	0.1	Org-022/025	<0.1	1	<0.1	<0.1	0	[NT]	[NT]
Surrogate p-Terphenyl-d14	%		Org-022/025	92	1	88	84	5	86	86

QUALITY CONTROL: HM in water - dissolved						Duplicate			Spike Recovery %	
Test Description	Units	PQL	Method	Blank	#	Base	Dup.	RPD	LCS-W3	416566-6
Date prepared	-			28/08/2026	5	28/08/2026	28/08/2026		28/08/2026	28/08/2026
Date analysed	-			28/08/2026	5	28/08/2026	28/08/2026		28/08/2026	28/08/2026
Aluminium-Dissolved	µg/L	10	Metals-022	<10	5	170	170	0	104	98
Arsenic-Dissolved	µg/L	1	Metals-022	<1	5	13	13	0	91	93
Boron-Dissolved	µg/L	20	Metals-022	<20	5	100	100	0	98	90
Cadmium-Dissolved	µg/L	0.1	Metals-022	<0.1	5	<0.1	<0.1	0	99	102
Chromium-Dissolved	µg/L	1	Metals-022	<1	5	9	9	0	97	103
Cobalt-Dissolved	µg/L	1	Metals-022	<1	5	2	2	0	98	100
Copper-Dissolved	µg/L	1	Metals-022	<1	5	16	16	0	96	99
Lead-Dissolved	µg/L	1	Metals-022	<1	5	1	1	0	100	94
Nickel-Dissolved	µg/L	1	Metals-022	<1	5	6	6	0	97	100
Selenium-Dissolved	µg/L	1	Metals-022	<1	5	1	1	0	91	97
Zinc-Dissolved	µg/L	1	Metals-022	<1	5	26	26	0	102	106

QUALITY CONTROL: Metals in Waters - Acid extractable						Duplicate			Spike Recovery %	
Test Description	Units	PQL	Method	Blank	#	Base	Dup.	RPD	LCS-W1	416566-2
Date prepared	-			28/08/2026	1	28/08/2026	28/08/2026		28/08/2026	28/08/2026
Date analysed	-			28/08/2026	1	28/08/2026	28/08/2026		28/08/2026	28/08/2026
Phosphorus - Total	mg/L	0.05	Metals-020	<0.05	1	0.3	0.3	0	93	91

QUALITY CONTROL: Miscellaneous Inorganics						Duplicate			Spike Recovery %	
Test Description	Units	PQL	Method	Blank	#	Base	Dup.	RPD	LCS-W1	416566-6
Date prepared	-			27/08/2026	5	27/08/2026	27/08/2026		27/08/2026	27/08/2026
Date analysed	-			27/08/2026	5	27/08/2026	27/08/2026		27/08/2026	27/08/2026
Ammonia as N in water	mg/L	0.005	Inorg-057	<0.005	5	0.03	[NT]		103	[NT]
Nitrite as N in water	mg/L	0.005	Inorg-055	<0.005	5	<0.005	[NT]		97	[NT]
Nitrate as N in water	mg/L	0.005	Inorg-055	<0.005	5	0.007	[NT]		100	[NT]
NOx as N in water	mg/L	0.005	Inorg-055	<0.005	5	0.007	[NT]		100	[NT]
TKN in water	mg/L	0.1	Inorg-062	<0.1	5	3.2	[NT]		[NT]	[NT]
Total Nitrogen in water	mg/L	0.1	Inorg-055/062/127	<0.1	5	3.2	[NT]		92	[NT]
Hexavalent Chromium, Cr^{6+} (dissolved)	mg/L	0.005	Inorg-118	<0.005	5	<0.005	<0.005	0	103	97

QUALITY CONTROL: Miscellaneous Inorganics						Duplicate			Spike Recovery %	
Test Description	Units	PQL	Method	Blank	#	Base	Dup.	RPD	LCS-W1	[NT]
Date prepared	-			26/08/2026	9	26/08/2026	26/08/2026		26/08/2026	[NT]
Date analysed	-			26/08/2026	9	26/08/2026	26/08/2026		26/08/2026	[NT]
Total Suspended Solids	mg/L	5	Ext-073_J	<5	9	19	[NT]		98	[NT]
pH	pH Units		Ext-073_F	[NT]	9	9.3	9.3	0	93	[NT]
Electrical Conductivity	µS/cm	2	Ext-073_G	[NT]	9	610	610	0	101	[NT]

Result Definitions

NT	Not tested
NA	Test not required
INS	Insufficient sample for this test
PQL	Practical Quantitation Limit
<	Less than
>	Greater than
RPD	Relative Percent Difference
LCS	Laboratory Control Sample
NS	Not specified
NEPM	National Environmental Protection Measure
NR	Not Reported

Quality Control Definitions

Blank	This is the component of the analytical signal which is not derived from the sample but from reagents, glassware etc, can be determined by processing solvents and reagents in exactly the same manner as for samples.
Duplicate	This is the complete duplicate analysis of a sample from the process batch. If possible, the sample selected should be one where the analyte concentration is easily measurable.
Matrix Spike	A portion of the sample is spiked with a known concentration of target analyte. The purpose of the matrix spike is to monitor the performance of the analytical method used and to determine whether matrix interferences exist.
LCS (Laboratory Control Sample)	This comprises either a standard reference material or a control matrix (such as a blank sand or water) fortified with analytes representative of the analyte class. It is simply a check sample.
Surrogate Spike	Surrogates are known additions to each sample, blank, matrix spike and LCS in a batch, of compounds which are similar to the analyte of interest, however are not expected to be found in real samples.

Laboratory Acceptance Criteria

Duplicate sample and matrix spike recoveries may not be reported on smaller jobs, however, were analysed at a frequency to meet or exceed NEPM requirements. All samples are tested in batches of 20. The duplicate sample RPD and matrix spike recoveries for the batch were within the laboratory acceptance criteria.

Filters, swabs, wipes, tubes and badges will not have duplicate data as the whole sample is generally extracted during sample extraction.

Spikes for Physical and Aggregate Tests are not applicable.

For VOCs in water samples, three vials are required for duplicate or spike analysis.

Duplicates: >10xPQL - RPD acceptance criteria will vary depending on the analytes and the analytical techniques but is typically in the range 20%-50% – see ELN-P05 QA/QC tables for details; <10xPQL - RPD are higher as the results approach PQL and the estimated measurement uncertainty will statistically increase.

Air volumes are typically provided by customers (often as flow rate(s) and sampling time(s) and/or simply volumes) sampled or exposure times (determines 'volume' passive badges are exposed to)). Hence in such circumstances the volume measurement is inevitably not covered by Envirolab's NATA accreditation. An exception may occur where Envirolab Newcastle does the sampling where accreditation exists for certain types of sampling and hence volume determination(s). Note air volumes are often used to determine concentrations for dust and/or analyses on filters, sorbents and in impingers. For canister sampling, the air volume is covered by Envirolab's NATA accreditation.

Matrix Spikes, LCS and Surrogate recoveries: Generally 70-130% for inorganics/metals (not SPOCAS); 60-140% for organics/SPOCAS (+/-50% surrogates) and 10-140% for labile SVOCs (including labile surrogates), ultra trace organics and speciated phenols is acceptable.

In circumstances where no duplicate and/or sample spike has been reported at 1 in 10 and/or 1 in 20 samples respectively, the sample volume submitted was insufficient in order to satisfy laboratory QA/QC protocols.

When samples are received where certain analytes are outside of recommended technical holding times (THTs), the analysis has proceeded. Where analytes are on the verge of breaching THTs, every effort will be made to analyse within the THT or as soon as practicable.

Where sampling dates are not provided, Envirolab are not in a position to comment on the validity of the analysis where recommended technical holding times may have been breached.

Measurement Uncertainty estimates can be downloaded from the Envirolab Resources website or obtained directly by contacting the laboratory.

Analysis of aqueous samples typically involves the extraction/digestion and/or analysis of the liquid phase only (i.e. NOT any settled sediment phase but inclusive of suspended particles if present), unless stipulated on the Envirolab COC and/or by correspondence. Notable exceptions include certain Physical Tests (pH/EC/BOD/COD/Apparent Colour etc.), Solids testing, total recoverable metals and PFAS where solids are included by default.

For Dust Deposit Gauge (DDG) analysis the sampling, sampling period and funnel exposure area do not fall under Envirolab's NATA accreditation (unless the Newcastle laboratory where responsible for the sampling), hence the annotation on the DDG units of reporting.

Urine Analysis - The BEI values listed are taken from the 2022 edition of "TLVs and BEIs Threshold Limits" by ACGIH.

Report Comments

vTRH & BTEXN in Water NEPM - The PQL has been raised due to interferences from analytes (other than those being tested) in sample 416566-2,5.

CHAIN OF CUSTODY - Client

ENVIROLAB GROUP

Company:	RCA Australia	**RCA Reference Number (i.e. report title)**	13589a
Contact person:	Fiona Brooker		
Project Mgr:	Fiona Brooker	**PO No. (if applicable):**	Not applicable
Sampler:	Damien Bucior	**Envirolab Quote No. :**	BM8
Address:	92 Hill St Carrington, NSW 2294	**Date results required:**	
Phone:	02 4902 9200 **Mob:**	0404 371 451	
Email results to:	administrator@rca.com.au + enviro@rca.com.au	**Lab comments:**	
Email invoice to:			

ENVIROLAB GROUP

Sydney Lab - Envirolab Services
12 Ashley St, Chatswood, NSW 2067
02 9910 6200 sydney@envirolab.com.au

Sample information					Tests Required										Comments
Envirolab Sample ID	Client Sample ID	Date sampled	Type of sample	# Containers	E01580 - Total Suspended Solids (TSS)	E00705-NH3, E00815-NO2, E00790-NO3, E00850-NOx, E01090-Total P)	E010300 - Nutrient Suite (NH3, NO2, NO3, NOx, TKN (calc), Total N, Total P)	E07290 and E07220 TRH C6-C40 and BTEXN	E03010_D - Dissolved (Aluminium, Arsenic, Boron, Cadmium, Chromium, Cobalt, Copper, Lead, Nickel, Selenium, Zinc)	E05360 - Hexavalent Chromium	E08310 - PAH low level	E01140 - pH	E01150 - Electrical Conductivity	Sediment within container to be included in analysis if X	Provide as much information about the sample as you can
1	GW1	26/08/2026	Water	8		x		x			x			x	
2	GW3	26/08/2026	Water	8		x		x			x			x	
3	LP	26/08/2026	Water	4	x		x					x	x	x	
4	WL	26/08/2026	Water	4	x		x					x	x	x	
5	Sed-2	26/08/2026	Water	9	x		x	x	x	x		x	x	x	
6	BSW2	26/08/2026	Water	9	x		x	x	x	x		x	x	x	
7	Sed-1	26/08/2026	Water	9	x		x	x	x	x		x	x	x	
8	BSW1	26/08/2026	Water	9	x		x	x	x	x		x	x	x	
9	QA 0826	26/08/2026	Water	9	x		x	x	x	x		x	x	x	
			Total	69	7	2	7	7	5	5	2	7	7	9	

Envirolab Services
12 Ashley St
Chatswood NSW 2067
Ph: (02) 9910 6200

Job No: 416566
Date Received: 26/8/26
Time Received: 2:10
Received By: EH
Temp: Cool/Ambient 7.8°C
Cooling: Ice/Icepack
Security: Intact/Broken/None

Relinquished by (company):	RCA Australia	**Received by (company):**	Envirolab
Print Name:	Damien	**Print Name:**	Samantha Joseph
Date & Time:	26/8/26	**Date & Time:**	26/8/26 15:10
Signature:	D. Butler	**Signature:**	

Lab use only:

Job Number	416566	**Cooling:**	Ice / Ice Pack / None
Temperature	7.8°C	**Security Seal:**	Intact / Broken / Not Used
TAT Req:	SAME DAY / 1 / 2 / 3 / 4 / STD		

Envirolab Services Pty Ltd
ABN 37 112 535 645
12 Ashley St Chatswood NSW 2067
ph 02 9910 6200 fax 02 9910 6201
customerservice@envirolab.com.au
www.envirolab.com.au

SAMPLE RECEIPT ADVICE

Client Details

Client	RCA Australia
Attention	RCA Administrator

Sample Login Details

Your reference	13589a
Envirolab Reference	416566
Date Sample Received	26/08/2026
Date Instructions Received	27/08/2026
Date Results Expected to be Reported	03/09/2026

Sample Condition

Samples received in appropriate condition for analysis	Yes
No. of Samples Provided	9 Water
Turnaround Time Requested	Standard
Temperature on Receipt (°C)	7.8
Cooling Method	Ice Pack
Sampling Date Provided	YES

Comments

Nil

Please direct any queries to:

Aileen Hie	Jacinta Hurst
Phone: 02 9910 6200	**Phone: 02 9910 6200**
Fax: 02 9910 6201	**Fax: 02 9910 6201**
Email: ahie@envirolab.com.au	**Email: jhurst@envirolab.com.au**

Analysis Underway, details on the following page:

Envirolab Services Pty Ltd
ABN 37 112 535 645
12 Ashley St Chatswood NSW 2067
ph 02 9910 6200 fax 02 9910 6201
customerservice@envirolab.com.au
www.envirolab.com.au

Sample ID	vTRH(C6-C10)/BTEXN in Water	svTRH (C10-C40) in Water	PAHs in Water	HM in water - dissolved	Metals in Waters - Acid extractable	Ammonia as N in water	Nitrite as N in water	Nitrate as N in water	NOx as N in water	TKN in water	Total Nitrogen in water	Hexavalent Chromium, Cr6+ (dissolved)	Miscellaneous Inorganics
GW1	✓	✓	✓		✓	✓	✓	✓	✓				
GW3	✓	✓	✓		✓	✓	✓	✓	✓				
LP					✓	✓	✓	✓	✓	✓	✓		✓
WL					✓	✓	✓	✓	✓	✓	✓		✓
Sed-2	✓	✓		✓	✓	✓	✓	✓	✓	✓	✓	✓	✓
BSW2	✓	✓		✓	✓	✓	✓	✓	✓	✓	✓	✓	✓
Sed-1	✓	✓		✓	✓	✓	✓	✓	✓	✓	✓	✓	✓
BSW1	✓	✓		✓	✓	✓	✓	✓	✓	✓	✓	✓	✓
QA0826	✓	✓		✓	✓	✓	✓	✓	✓	✓	✓	✓	✓

The '✓' indicates the testing you have requested. **THIS IS NOT A REPORT OF THE RESULTS.**

Additional Info

Sample storage - Waters are routinely disposed of approximately 1 month and soils approximately 2 months from receipt.

Requests for longer term sample storage must be received in writing.

Please contact the laboratory immediately if observed settled sediment present in water samples is to be included in the extraction and/or analysis (exceptions include certain Physical Tests (pH/EC/BOD/COD/Apparent Colour etc.), Solids testing, Total Recoverable metals and PFAS analysis where solids are included by default.

TAT for Micro is dependent on incubation. This varies from 3 to 6 days.

We acknowledge receipt of your samples and Purchase Order (PO) (if provided). If a PO includes your terms & conditions, Envirolab hereby expressly rejects and will not be bound by any external or third-party terms and conditions, including those referenced or attached to a PO.

All services to be performed by Envirolab will be governed exclusively by Envirolab's General Terms and Conditions attached to this acknowledgement (Envirolab Terms) via hyperlink or found on our websites.

If you do not object in writing within two (2) business days of the date of this acknowledgement, you will be deemed to have accepted the Envirolab Terms. In addition, your provision of further instructions, additional samples, payment of any invoice, or acceptance of services or results from Envirolab will constitute acceptance of the Envirolab Terms. For clarity, Envirolab's commencement or continuation of work following receipt of the PO is performed solely under the Envirolab Terms and does not constitute acceptance of any external terms. All rights are expressly reserved.

Envirolab Services Pty Ltd
ABN 37 112 535 645
12 Ashley St Chatswood NSW 2067
ph 02 9910 6200 fax 02 9910 6201
customerservice@envirolab.com.au
www.envirolab.com.au

CERTIFICATE OF ANALYSIS 419099

Client Details

Client	RCA Australia
Attention	RCA Administrator
Address	PO Box 175, Carrington, NSW, 2294

Sample Details

Your Reference	**13589a**
Number of Samples	9 Water
Date samples received	30/09/2026
Date completed instructions received	01/10/2026

Analysis Details

Please refer to the following pages for results, methodology summary and quality control data.

Samples were analysed as received from the client unless as indicated below in the method summaries. Results relate specifically to the samples as received.

Results are reported on a dry weight basis for solids and on an as received basis for other matrices.

Report Details

Date results requested by	08/10/2026
Date of Issue	08/10/2026

NATA Accreditation Number 2901. This document shall not be reproduced except in full.

Accredited for compliance with ISO/IEC 17025 - Testing. **Tests not covered by NATA are denoted with ***

Results Approved By
Larry Ye, Senior Chemist
Laura Schofield, Lab Manager
Priya Samarawickrama, Senior Chemist
Timothy Toll, Senior Chemist

Authorised By
Nancy Zhang, Laboratory Manager

vTRH(C6-C10)/BTEXN in Water					
Our Reference	UNITS	419099-5	419099-6	419099-7	419099-8
Your Reference		Sed-2	BSW2	Sed-1	BSW1
Date Sampled		30/09/2026	30/09/2026	30/09/2026	30/09/2026
Type of sample		Water	Water	Water	Water
Date extracted	-	01/10/2026	01/10/2026	01/10/2026	01/10/2026
Date analysed	-	06/10/2026	06/10/2026	06/10/2026	06/10/2026
TRH C_6 - C_9	µg/L	<10	<10	<10	<10
TRH C_6 - C_{10}	µg/L	<10	<10	<10	<10
TRH C_6 - C_{10} less BTEX (F1)	µg/L	<10	<10	<10	<10
Benzene	µg/L	<1	<1	<1	<1
Toluene	µg/L	<1	<1	<1	<1
Ethylbenzene	µg/L	<1	<1	<1	<1
m+p-xylene	µg/L	<2	<2	<2	<2
o-xylene	µg/L	<1	<1	<1	<1
Naphthalene	µg/L	<1	<1	<1	<1
Surrogate Dibromofluoromethane	%	109	110	110	111
Surrogate Toluene-d8	%	100	99	99	99
Surrogate 4-Bromofluorobenzene	%	95	94	95	97

svTRH (C10-C40) in Water					
Our Reference		419099-5	419099-6	419099-7	419099-8
Your Reference	UNITS	Sed-2	BSW2	Sed-1	BSW1
Date Sampled		30/09/2026	30/09/2026	30/09/2026	30/09/2026
Type of sample		Water	Water	Water	Water
Date extracted	-	02/10/2026	02/10/2026	02/10/2026	02/10/2026
Date analysed	-	03/10/2026	03/10/2026	03/10/2026	03/10/2026
TRH C_{10} - C_{14}	µg/L	<50	<50	61	<50
TRH C_{15} - C_{28}	µg/L	<100	<100	160	<100
TRH C_{29} - C_{36}	µg/L	<100	<100	<100	<100
Total +ve TRH (C10-C36)	µg/L	<50	<50	220	<50
TRH >C_{10} - C_{16}	µg/L	<50	<50	62	<50
TRH >C_{16} - C_{34}	µg/L	<100	120	180	<100
TRH >C_{34} - C_{40}	µg/L	<100	<100	<100	<100
Total +ve TRH (>C10-C40)	µg/L	<50	120	240	<50
Surrogate o-Terphenyl	%	93	104	94	86

HM in water - dissolved					
Our Reference	UNITS	419099-5	419099-6	419099-7	419099-8
Your Reference		Sed-2	BSW2	Sed-1	BSW1
Date Sampled		30/09/2026	30/09/2026	30/09/2026	30/09/2026
Type of sample		Water	Water	Water	Water
Date prepared	-	02/10/2026	02/10/2026	02/10/2026	02/10/2026
Date analysed	-	02/10/2026	02/10/2026	02/10/2026	02/10/2026
Aluminium-Dissolved	µg/L	70	30	270	20
Arsenic-Dissolved	µg/L	4	7	5	3
Boron-Dissolved	µg/L	30	70	80	100
Cadmium-Dissolved	µg/L	<0.1	<0.1	<0.1	0.1
Chromium-Dissolved	µg/L	7	<1	21	<1
Cobalt-Dissolved	µg/L	<1	<1	<1	<1
Copper-Dissolved	µg/L	5	2	11	7
Lead-Dissolved	µg/L	<1	<1	<1	<1
Nickel-Dissolved	µg/L	1	1	6	2
Selenium-Dissolved	µg/L	<1	<1	1	<1
Zinc-Dissolved	µg/L	7	13	8	18

Metals in Waters - Acid extractable						
Our Reference		419099-1	419099-2	419099-3	419099-4	419099-5
Your Reference	UNITS	GW1	GW3	LP	WL	Sed-2
Date Sampled		30/09/2026	30/09/2026	30/09/2026	30/09/2026	30/09/2026
Type of sample		Water	Water	Water	Water	Water
Date prepared	-	8/10/2026	8/10/2026	8/10/2026	8/10/2026	8/10/2026
Date analysed	-	8/10/2026	8/10/2026	8/10/2026	8/10/2026	8/10/2026
Phosphorus - Total	mg/L	0.52	0.3	12	12	0.2

Metals in Waters - Acid extractable					
Our Reference		419099-6	419099-7	419099-8	419099-9
Your Reference	UNITS	BSW2	Sed-1	BSW1	QA0926
Date Sampled		30/09/2026	30/09/2026	30/09/2026	30/09/2026
Type of sample		Water	Water	Water	Water
Date prepared	-	8/10/2026	8/10/2026	8/10/2026	8/10/2026
Date analysed	-	8/10/2026	8/10/2026	8/10/2026	8/10/2026
Phosphorus - Total	mg/L	0.3	0.1	0.2	0.4

Miscellaneous Inorganics						
Our Reference		419099-1	419099-2	419099-3	419099-4	419099-5
Your Reference	UNITS	GW1	GW3	LP	WL	Sed-2
Date Sampled		30/09/2026	30/09/2026	30/09/2026	30/09/2026	30/09/2026
Type of sample		Water	Water	Water	Water	Water
Date prepared	-	01/10/2026	01/10/2026	01/10/2026	01/10/2026	01/10/2026
Date analysed	-	01/10/2026	01/10/2026	01/10/2026	01/10/2026	01/10/2026
Ammonia as N in water	mg/L	3.3	4.5	5.0	0.27	0.056
Nitrite as N in water	mg/L	<0.005	<0.005	<0.005	<0.005	0.03
Nitrate as N in water	mg/L	0.13	0.02	26	<0.005	0.51
NOx as N in water	mg/L	0.13	0.02	26	<0.005	0.54
TKN in water	mg/L	[NA]	[NA]	13	11	0.7
Total Nitrogen in water	mg/L	[NA]	[NA]	39	11	1.2
Hexavalent Chromium, Cr^{6+} (dissolved)	mg/L	[NA]	[NA]	[NA]	[NA]	0.007

Miscellaneous Inorganics					
Our Reference		419099-6	419099-7	419099-8	419099-9
Your Reference	UNITS	BSW2	Sed-1	BSW1	QA0926
Date Sampled		30/09/2026	30/09/2026	30/09/2026	30/09/2026
Type of sample		Water	Water	Water	Water
Date prepared	-	01/10/2026	01/10/2026	01/10/2026	01/10/2026
Date analysed	-	01/10/2026	01/10/2026	01/10/2026	01/10/2026
Ammonia as N in water	mg/L	0.11	0.18	0.24	3.0
Nitrite as N in water	mg/L	0.005	0.15	<0.005	<0.005
Nitrate as N in water	mg/L	0.14	0.75	0.26	0.12
NOx as N in water	mg/L	0.15	0.90	0.26	0.12
TKN in water	mg/L	1.5	1.0	0.8	[NA]
Total Nitrogen in water	mg/L	1.7	1.9	1.1	[NA]
Hexavalent Chromium, Cr^{6+} (dissolved)	mg/L	<0.005	0.02	<0.005	[NA]

Miscellaneous Inorganics						
Our Reference		419099-3	419099-4	419099-5	419099-6	419099-7
Your Reference	UNITS	LP	WL	Sed-2	BSW2	Sed-1
Date Sampled		30/09/2026	30/09/2026	30/09/2026	30/09/2026	30/09/2026
Type of sample		Water	Water	Water	Water	Water
Date prepared	-	30/09/2026	30/09/2026	30/09/2026	30/09/2026	30/09/2026
Date analysed	-	30/09/2026	30/09/2026	30/09/2026	30/09/2026	30/09/2026
Total Suspended Solids	mg/L	24	640	39	22	50
pH	pH Units	8.2	7.8	8.5	7.6	8.7
Electrical Conductivity	µS/cm	3,000	3,900	420	790	870

Miscellaneous Inorganics		
Our Reference		419099-8
Your Reference	UNITS	BSW1
Date Sampled		30/09/2026
Type of sample		Water
Date prepared	-	30/09/2026
Date analysed	-	30/09/2026
Total Suspended Solids	mg/L	48
pH	pH Units	7.4
Electrical Conductivity	µS/cm	640

Method ID	Methodology Summary
Ext-073_F	Analysis of pH using in-house method INORG-001, analysed by Envirolab Newcastle - NATA Site No. 18077.
Ext-073_G	Analysis of Conductivity using in-house method INORG-002, analysed by Envirolab Newcastle - NATA Site No. 18077.
Ext-073_J	Analysis of Total Suspended Solids using in-house method INORG-019, analysed by Envirolab Newcastle - NATA Site No. 18077.
Inorg-055	Nitrate - determined colourimetrically. Waters samples are filtered on receipt prior to analysis. Soils are analysed following a water extraction.
Inorg-055	Nitrite - determined colourimetrically based on APHA latest edition NO2- B. Waters samples are filtered on receipt prior to analysis. Soils are analysed following a water extraction.
Inorg-055/062/127	Total Nitrogen - Calculation sum of TKN and oxidised Nitrogen. Alternatively analysed by combustion and chemiluminescence.
Inorg-057	Ammonia - determined colourimetrically, based on APHA latest edition 4500-NH3 F. Waters samples are filtered on receipt prior to analysis. Soils are analysed following a KCl extraction.
Inorg-062	TKN - determined colourimetrically based on APHA latest edition 4500 Norg. Alternatively, TKN can be derived from calculation (Total N - NOx).
Inorg-118	Hexavalent Chromium (Cr6+) - determined firstly by separation using ion chromatography followed by the colourimetric analytical finish. Water samples are ideally field filtered into alkali preserved containers prior to receipt for dissolved Cr6+ analysis. Unfiltered water samples into alkali preserved containers (or pH adjusted to pH 8-9 on receipt) can be classified as Total (unfiltered) Cr6+. Please note, for 'Total/Unfiltered' Trivalent Chromium in waters [calculated], these results may be exaggerated due to the digestive limitation of 'Total/Unfiltered' Hexavalent Chromium in NaOH at pH 8-9 compared to more comprehensive digestion for Total Chromium using the mineral acids HNO3 and HCl. Solid (includes soils, filters, paints, swabs for example) samples are extracted in a buffered catalysed solution prior to the analytical finish above. Water extractable options are available (e.g. as an option for filters) on request. Impingers may need pH adjusting to pH 8-9 prior to IC-colourimetric analytical finish.

Method ID	Methodology Summary
Metals-020	Determination of various metals/elements by ICP-AES. Where salts (oxides, chlorides etc.) are calculated from the element concentration stoichiometrically there is no guarantee that the salt form is completely soluble in the acids used in the preparation. Where molecular anion forms are calculated from an element (e.g. SO4 from S or PO4 from P stoichiometrically), the assumption is that the element is only present in that molecular anion form. Submission of low masses of sample e.g. for dust samples, may result in raised PQLs.
Metals-022	Determination of various metals by ICP-MS. Please note for Bromine and Iodine, any forms of these elements that are present are included together in the one result reported for each of these two elements. Where salts (oxides, chlorides etc.) are calculated from the element concentration stoichiometrically there is no guarantee that the salt form is completely soluble in the acids used in the preparation.
Org-020	Soil samples are extracted with Dichloromethane/Acetone and waters with Dichloromethane and analysed by GC-FID. F2 = (>C10-C16)-Naphthalene as per NEPM B1 Guideline on Investigation Levels for Soil and Groundwater (HSLs Tables 1A (3, 4)). Note Naphthalene is determined from the VOC analysis.
Org-023	Water samples are analysed directly by purge and trap GC-MS.
Org-023	Soil samples are extracted with methanol and spiked into water prior to analysing by purge and trap GC-MS. Water samples are analysed directly by purge and trap GC-MS. F1 = (C6-C10)-BTEX as per NEPM B1 Guideline on Investigation Levels for Soil and Groundwater.
Org-023	Soil samples are extracted with methanol and spiked into water prior to analysing by purge and trap GC-MS. Water samples are analysed directly by purge and trap GC-MS. F1 = (C6-C10)-BTEX as per NEPM B1 Guideline on Investigation Levels for Soil and Groundwater. Note, the Total +ve Xylene PQL is reflective of the lowest individual PQL and is therefore "Total +ve Xylenes" is simply a sum of the positive individual Xylenes.

QUALITY CONTROL: vTRH(C6-C10)/BTEXN in Water						Duplicate			Spike Recovery %	
Test Description	Units	PQL	Method	Blank	#	Base	Dup.	RPD	LCS-W2	[NT]
Date extracted	-			01/10/2026	[NT]	[NT]	[NT]	[NT]	01/10/2026	[NT]
Date analysed	-			06/10/2026	[NT]	[NT]	[NT]	[NT]	06/10/2026	[NT]
TRH C_6 - C_9	µg/L	10	Org-023	<10	[NT]	[NT]	[NT]	[NT]	102	[NT]
TRH C_6 - C_{10}	µg/L	10	Org-023	<10	[NT]	[NT]	[NT]	[NT]	102	[NT]
Benzene	µg/L	1	Org-023	<1	[NT]	[NT]	[NT]	[NT]	101	[NT]
Toluene	µg/L	1	Org-023	<1	[NT]	[NT]	[NT]	[NT]	109	[NT]
Ethylbenzene	µg/L	1	Org-023	<1	[NT]	[NT]	[NT]	[NT]	103	[NT]
m+p-xylene	µg/L	2	Org-023	<2	[NT]	[NT]	[NT]	[NT]	99	[NT]
o-xylene	µg/L	1	Org-023	<1	[NT]	[NT]	[NT]	[NT]	100	[NT]
Naphthalene	µg/L	1	Org-023	<1	[NT]	[NT]	[NT]	[NT]	[NT]	[NT]
Surrogate Dibromofluoromethane	%		Org-023	107	[NT]	[NT]	[NT]	[NT]	108	[NT]
Surrogate Toluene-d8	%		Org-023	99	[NT]	[NT]	[NT]	[NT]	103	[NT]
Surrogate 4-Bromofluorobenzene	%		Org-023	97	[NT]	[NT]	[NT]	[NT]	99	[NT]

QUALITY CONTROL: svTRH (C10-C40) in Water						Duplicate			Spike Recovery %	
Test Description	Units	PQL	Method	Blank	#	Base	Dup.	RPD	LCS-W1	[NT]
Date extracted	-			02/10/2026	[NT]	[NT]	[NT]	[NT]	02/10/2026	[NT]
Date analysed	-			03/10/2026	[NT]	[NT]	[NT]	[NT]	03/10/2026	[NT]
TRH C_{10} - C_{14}	µg/L	50	Org-020	<50	[NT]	[NT]	[NT]	[NT]	123	[NT]
TRH C_{15} - C_{28}	µg/L	100	Org-020	<100	[NT]	[NT]	[NT]	[NT]	110	[NT]
TRH C_{29} - C_{36}	µg/L	100	Org-020	<100	[NT]	[NT]	[NT]	[NT]	114	[NT]
TRH >C_{10} - C_{16}	µg/L	50	Org-020	<50	[NT]	[NT]	[NT]	[NT]	123	[NT]
TRH >C_{16} - C_{34}	µg/L	100	Org-020	<100	[NT]	[NT]	[NT]	[NT]	110	[NT]
TRH >C_{34} - C_{40}	µg/L	100	Org-020	<100	[NT]	[NT]	[NT]	[NT]	114	[NT]
Surrogate o-Terphenyl	%		Org-020	100	[NT]	[NT]	[NT]	[NT]	92	[NT]

QUALITY CONTROL: HM in water - dissolved						Duplicate			Spike Recovery %	
Test Description	Units	PQL	Method	Blank	#	Base	Dup.	RPD	LCS-W2	419099-6
Date prepared	-			02/10/2026	5	02/10/2026	02/10/2026		02/10/2026	02/10/2026
Date analysed	-			02/10/2026	5	02/10/2026	02/10/2026		02/10/2026	02/10/2026
Aluminium-Dissolved	µg/L	10	Metals-022	<10	5	70	70	0	93	75
Arsenic-Dissolved	µg/L	1	Metals-022	<1	5	4	4	0	90	91
Boron-Dissolved	µg/L	20	Metals-022	<20	5	30	40	29	82	93
Cadmium-Dissolved	µg/L	0.1	Metals-022	<0.1	5	<0.1	<0.1	0	93	96
Chromium-Dissolved	µg/L	1	Metals-022	<1	5	7	7	0	91	97
Cobalt-Dissolved	µg/L	1	Metals-022	<1	5	<1	<1	0	91	97
Copper-Dissolved	µg/L	1	Metals-022	<1	5	5	5	0	90	95
Lead-Dissolved	µg/L	1	Metals-022	<1	5	<1	<1	0	94	89
Nickel-Dissolved	µg/L	1	Metals-022	<1	5	1	1	0	91	95
Selenium-Dissolved	µg/L	1	Metals-022	<1	5	<1	<1	0	88	97
Zinc-Dissolved	µg/L	1	Metals-022	<1	5	7	7	0	95	98

QUALITY CONTROL: Metals in Waters - Acid extractable						Duplicate			Spike Recovery %	
Test Description	Units	PQL	Method	Blank	#	Base	Dup.	RPD	LCS-W1	419099-6
Date prepared	-			8/10/2026	5	8/10/2026	8/10/2026		8/10/2026	8/10/2026
Date analysed	-			8/10/2026	5	8/10/2026	8/10/2026		8/10/2026	8/10/2026
Phosphorus - Total	mg/L	0.05	Metals-020	<0.05	5	0.2	0.2	0	97	90

QUALITY CONTROL: Metals in Waters - Acid extractable						Duplicate			Spike Recovery %	
Test Description	Units	PQL	Method	Blank	#	Base	Dup.	RPD	[NT]	[NT]
Date prepared	-			[NT]	7	8/10/2026	8/10/2026		[NT]	[NT]
Date analysed	-			[NT]	7	8/10/2026	8/10/2026		[NT]	[NT]
Phosphorus - Total	mg/L	0.05	Metals-020	[NT]	7	0.1	0.1	0	[NT]	[NT]

QUALITY CONTROL: Miscellaneous Inorganics						Duplicate			Spike Recovery %	
Test Description	Units	PQL	Method	Blank	#	Base	Dup.	RPD	LCS-W1	[NT]
Date prepared	-			01/10/2026	1	01/10/2026	01/10/2026		01/10/2026	[NT]
Date analysed	-			01/10/2026	1	01/10/2026	01/10/2026		01/10/2026	[NT]
Ammonia as N in water	mg/L	0.005	Inorg-057	<0.005	1	3.3	3.1	6	108	[NT]
Nitrite as N in water	mg/L	0.005	Inorg-055	<0.005	1	<0.005	<0.005	0	100	[NT]
Nitrate as N in water	mg/L	0.005	Inorg-055	<0.005	1	0.13	0.11	17	107	[NT]
NOx as N in water	mg/L	0.005	Inorg-055	<0.005	1	0.13	0.11	17	100	[NT]
TKN in water	mg/L	0.1	Inorg-062	<0.1	5	0.7	[NT]		[NT]	[NT]
Total Nitrogen in water	mg/L	0.1	Inorg-055/062/127	<0.1	5	1.2	[NT]		115	[NT]
Hexavalent Chromium, Cr^{6+} (dissolved)	mg/L	0.005	Inorg-118	<0.005	5	0.007	0.007	0	96	[NT]

QUALITY CONTROL: Miscellaneous Inorganics						Duplicate			Spike Recovery %	
Test Description	Units	PQL	Method	Blank	#	Base	Dup.	RPD	[NT]	[NT]
Date prepared	-			[NT]	5	01/10/2026	01/10/2026		[NT]	[NT]
Date analysed	-			[NT]	5	01/10/2026	01/10/2026		[NT]	[NT]
Ammonia as N in water	mg/L	0.005	Inorg-057	[NT]	5	0.056	[NT]		[NT]	[NT]
Nitrite as N in water	mg/L	0.005	Inorg-055	[NT]	5	0.03	[NT]		[NT]	[NT]
Nitrate as N in water	mg/L	0.005	Inorg-055	[NT]	5	0.51	[NT]		[NT]	[NT]
NOx as N in water	mg/L	0.005	Inorg-055	[NT]	5	0.54	[NT]		[NT]	[NT]

QUALITY CONTROL: Miscellaneous Inorganics						Duplicate			Spike Recovery %	
Test Description	Units	PQL	Method	Blank	#	Base	Dup.	RPD	LCS-W1	[NT]
Date prepared	-			30/09/2026	[NT]	[NT]	[NT]	[NT]	30/09/2026	[NT]
Date analysed	-			30/09/2026	[NT]	[NT]	[NT]	[NT]	30/09/2026	[NT]
Total Suspended Solids	mg/L	5	Ext-073_J	<5	[NT]	[NT]	[NT]	[NT]	105	[NT]
pH	pH Units		Ext-073_F	0	[NT]	[NT]	[NT]	[NT]	100	[NT]
Electrical Conductivity	µS/cm	2	Ext-073_G	<2	[NT]	[NT]	[NT]	[NT]	100	[NT]

Result Definitions

NT	Not tested
NA	Test not required
INS	Insufficient sample for this test
PQL	Practical Quantitation Limit
<	Less than
>	Greater than
RPD	Relative Percent Difference
LCS	Laboratory Control Sample
NS	Not specified
NEPM	National Environmental Protection Measure
NR	Not Reported

Quality Control Definitions

Blank	This is the component of the analytical signal which is not derived from the sample but from reagents, glassware etc, can be determined by processing solvents and reagents in exactly the same manner as for samples.
Duplicate	This is the complete duplicate analysis of a sample from the process batch. If possible, the sample selected should be one where the analyte concentration is easily measurable.
Matrix Spike	A portion of the sample is spiked with a known concentration of target analyte. The purpose of the matrix spike is to monitor the performance of the analytical method used and to determine whether matrix interferences exist.
LCS (Laboratory Control Sample)	This comprises either a standard reference material or a control matrix (such as a blank sand or water) fortified with analytes representative of the analyte class. It is simply a check sample.
Surrogate Spike	Surrogates are known additions to each sample, blank, matrix spike and LCS in a batch, of compounds which are similar to the analyte of interest, however are not expected to be found in real samples.

Laboratory Acceptance Criteria

Duplicate sample and matrix spike recoveries may not be reported on smaller jobs, however, were analysed at a frequency to meet or exceed NEPM requirements. All samples are tested in batches of 20. The duplicate sample RPD and matrix spike recoveries for the batch were within the laboratory acceptance criteria.

Filters, swabs, wipes, tubes and badges will not have duplicate data as the whole sample is generally extracted during sample extraction.

Spikes for Physical and Aggregate Tests are not applicable.

For VOCs in water samples, three vials are required for duplicate or spike analysis.

Duplicates: >10xPQL - RPD acceptance criteria will vary depending on the analytes and the analytical techniques but is typically in the range 20%-50% – see ELN-P05 QA/QC tables for details; <10xPQL - RPD are higher as the results approach PQL and the estimated measurement uncertainty will statistically increase.

Air volumes are typically provided by customers (often as flow rate(s) and sampling time(s) and/or simply volumes) sampled or exposure times (determines 'volume' passive badges are exposed to)). Hence in such circumstances the volume measurement is inevitably not covered by Envirolab's NATA accreditation. An exception may occur where Envirolab Newcastle does the sampling where accreditation exists for certain types of sampling and hence volume determination(s). Note air volumes are often used to determine concentrations for dust and/or analyses on filters, sorbents and in impingers. For canister sampling, the air volume is covered by Envirolab's NATA accreditation.

Matrix Spikes, LCS and Surrogate recoveries: Generally 70-130% for inorganics/metals (not SPOCAS); 60-140% for organics/SPOCAS (+/-50% surrogates) and 10-140% for labile SVOCs (including labile surrogates), ultra trace organics and speciated phenols is acceptable.

In circumstances where no duplicate and/or sample spike has been reported at 1 in 10 and/or 1 in 20 samples respectively, the sample volume submitted was insufficient in order to satisfy laboratory QA/QC protocols.

When samples are received where certain analytes are outside of recommended technical holding times (THTs), the analysis has proceeded. Where analytes are on the verge of breaching THTs, every effort will be made to analyse within the THT or as soon as practicable.

Where sampling dates are not provided, Envirolab are not in a position to comment on the validity of the analysis where recommended technical holding times may have been breached.

Measurement Uncertainty estimates can be downloaded from the Envirolab Resources website or obtained directly by contacting the laboratory.

Analysis of aqueous samples typically involves the extraction/digestion and/or analysis of the liquid phase only (i.e. NOT any settled sediment phase but inclusive of suspended particles if present), unless stipulated on the Envirolab COC and/or by correspondence. Notable exceptions include certain Physical Tests (pH/EC/BOD/COD/Apparent Colour etc.), Solids testing, total recoverable metals and PFAS where solids are included by default.

For Dust Deposit Gauge (DDG) analysis the sampling, sampling period and funnel exposure area do not fall under Envirolab's NATA accreditation (unless the Newcastle laboratory where responsible for the sampling), hence the annotation on the DDG units of reporting.

Urine Analysis - The BEI values listed are taken from the 2022 edition of "TLVs and BEIs Threshold Limits" by ACGIH.

CHAIN OF CUSTODY - Client

ENVIROLAB GROUP

Company:	RCA Australia	**RCA Reference Number (i.e. report title)**	
Contact person:	Fiona Brooker	13589a	
Project Mgr:	Fiona Brooker	**PO No. (if applicable):**	Not applicable
Sampler:	Damien	**Envirolab Quote No. :**	BM8
Address:	92 Hill St Carrington, NSW 2294	**Date results required:**	
Phone:	02 4902 9200 **Mob:**	0404371451	
Email results to:	administrator@rca.com.au + enviro@rca.com.au	**Lab comments:**	
Email invoice to:			

ENVIROLAB GROUP

Sydney Lab - Envirolab Services
12 Ashley St, Chatswood, NSW 2067
02 9910 6200 sydney@envirolab.com.au

Sample information					Tests Required										Comments
Envirolab Sample ID	Client Sample ID	Date sampled	Type of sample	# Containers	E01580 - Total Suspended Solids (TSS)	E00705-NH3, E00815-NO2, E00790-NO3, E00850-NOx, E01090-Total P)	E010300 - Nutrient Suite (NH3, NO2, NO3, NOx, TKN (calc), Total N, Total P)	E07290 and E07220 TRH C6-C40	E03010_D - Dissolved (Aluminium, Arsenic, Boron, Cadmium, Chromium, Cobalt, Copper, Lead, Nickel, Selenium, Zinc)	E05360 - Hexavalent Chromium	E01140 - pH	E01150 - Electrical Conductivity		Sediment within container to be included in analysis if X	Provide as much information about the sample as you can
1	GW1	30/09/2026	Water	4		x								x	
2	GW3	30/09/2026	Water	4		x								x	
3	LP	30/09/2026	Water	4	x		x				x	x		x	
4	WL	30/09/2026	Water	4	x		x				x	x		x	
5	Sed-2	30/09/2026	Water	9	x		x	x	x	x	x	x		x	
6	BSW2	30/09/2026	Water	9	x		x	x	x	x	x	x		x	
7	Sed-1	30/09/2026	Water	9	x		x	x	x	x	x	x		x	
8	BSW1	30/09/2026	Water	9	x		x	x	x	x	x	x		x	
9	QA9926	30/09/2026	Water	4		x									
			Total	56	6	3	6	4	4	4	6	6		7	

Envirolab Services
12 Ashley St
Chatswood NSW 2067
Ph: (02) 9910 6200

Job No: 419099

Date Received: ~~30/9/26~~ 1/10/26
Time Received: 10:00
Received By: SCM
Temp: ~~Cool~~/Ambient
Cooling: Ice/Icepack
Security: Intact/Broken/None

Relinquished by (company):	RCA Australia	**Received by (company):**	Envirolab
Print Name:	Damien	**Print Name:**	Kylie Havana
Date & Time:	30/09/2026	**Date & Time:**	30/9/26 · 3:20 pm
Signature:	D. Battista	**Signature:**	Kylie Havana

Lab use only:

Job Number	419099	**Cooling:**	Ice / Ice Pack / None
Temperature	10°C	**Security Seal:**	Intact / Broken / Not used
TAT Req:	SAME DAY / 1 / 2 / 3 / 4 / STD		

Envirolab Services Pty Ltd
ABN 37 112 535 645
12 Ashley St Chatswood NSW 2067
ph 02 9910 6200 fax 02 9910 6201
customerservice@envirolab.com.au
www.envirolab.com.au

SAMPLE RECEIPT ADVICE

Client Details

Client	RCA Australia
Attention	RCA Administrator

Sample Login Details

Your reference	13589a
Envirolab Reference	419099
Date Sample Received	30/09/2026
Date Instructions Received	01/10/2026
Date Results Expected to be Reported	08/10/2026

Sample Condition

Samples received in appropriate condition for analysis	Yes
No. of Samples Provided	9 Water
Turnaround Time Requested	Standard
Temperature on Receipt (°C)	10.0
Cooling Method	Ice
Sampling Date Provided	YES

Comments

Nil

Please direct any queries to:

Aileen Hie	Jacinta Hurst
Phone: 02 9910 6200	**Phone: 02 9910 6200**
Fax: 02 9910 6201	**Fax: 02 9910 6201**
Email: ahie@envirolab.com.au	**Email: jhurst@envirolab.com.au**

Analysis Underway, details on the following page:

Envirolab Services Pty Ltd
ABN 37 112 535 645
12 Ashley St Chatswood NSW 2067
ph 02 9910 6200 fax 02 9910 6201
customerservice@envirolab.com.au
www.envirolab.com.au

Sample ID	vTRH(C6-C10)/BTEXN in Water	svTRH (C10-C40) in Water	HM in water - dissolved	Metals in Waters - Acid extractable	Ammonia as N in water	Nitrite as N in water	Nitrate as N in water	NOx as N in water	TKN in water	Total Nitrogen in water	Hexavalent Chromium, Cr6+ (dissolved)	Miscellaneous inorganics
GW1				✓	✓	✓	✓	✓				
GW3				✓	✓	✓	✓	✓				
LP				✓	✓	✓	✓	✓	✓	✓		✓
WL				✓	✓	✓	✓	✓	✓	✓		✓
Sed-2	✓	✓	✓	✓	✓	✓	✓	✓	✓	✓	✓	✓
BSW2	✓	✓	✓	✓	✓	✓	✓	✓	✓	✓	✓	✓
Sed-1	✓	✓	✓	✓	✓	✓	✓	✓	✓	✓	✓	✓
BSW1	✓	✓	✓	✓	✓	✓	✓	✓	✓	✓	✓	✓
QA0926				✓	✓	✓	✓	✓				

The '✓' indicates the testing you have requested. **THIS IS NOT A REPORT OF THE RESULTS.**

Additional Info

Sample storage - Waters are routinely disposed of approximately 1 month and soils approximately 2 months from receipt.

Requests for longer term sample storage must be received in writing.

Please contact the laboratory immediately if observed settled sediment present in water samples is to be included in the extraction and/or analysis (exceptions include certain Physical Tests (pH/EC/BOD/COD/Apparent Colour etc.), Solids testing, Total Recoverable metals and PFAS analysis where solids are included by default.

TAT for Micro is dependent on incubation. This varies from 3 to 6 days.

We acknowledge receipt of your samples and Purchase Order (PO) (if provided). If a PO includes your terms & conditions, Envirolab hereby expressly rejects and will not be bound by any external or third-party terms and conditions, including those referenced or attached to a PO.

All services to be performed by Envirolab will be governed exclusively by Envirolab's General Terms and Conditions attached to this acknowledgement (Envirolab Terms) via hyperlink or found on our websites.

If you do not object in writing within two (2) business days of the date of this acknowledgement, you will be deemed to have accepted the Envirolab Terms. In addition, your provision of further instructions, additional samples, payment of any invoice, or acceptance of services or results from Envirolab will constitute acceptance of the Envirolab Terms. For clarity, Envirolab's commencement or continuation of work following receipt of the PO is performed solely under the Envirolab Terms and does not constitute acceptance of any external terms. All rights are expressly reserved.